

10

VECTORS AND THE GEOMETRY OF SPACE

In this chapter we introduce vectors and coordinate systems for three-dimensional space. This will be the setting for the study of functions of two variables in Chapter 11 because the graph of such a function is a surface in space. In this chapter we will see that vectors provide particularly simple descriptions of lines, planes, and curves. We will also use vector-valued functions to describe the motion of objects through space. In particular, we will use them to derive Kepler's laws of planetary motion.

10.1

THREE-DIMENSIONAL COORDINATE SYSTEMS

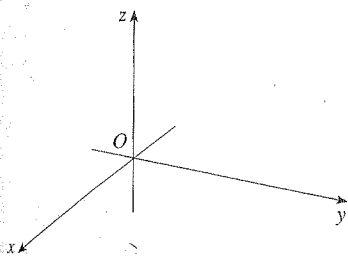


FIGURE 1
Coordinate axes

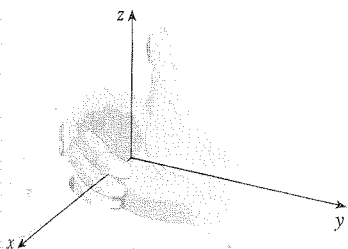
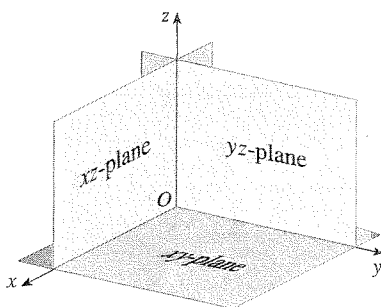


FIGURE 2
Right-hand rule

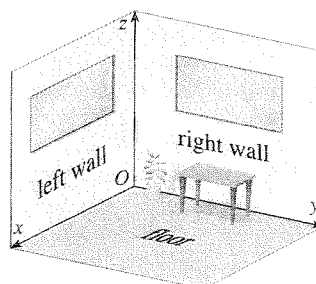
To locate a point in a plane, two numbers are necessary. We know that any point in the plane can be represented as an ordered pair (a, b) of real numbers, where a is the x -coordinate and b is the y -coordinate. For this reason, a plane is called two-dimensional. To locate a point in space, three numbers are required. We represent any point in space by an ordered triple (a, b, c) of real numbers.

In order to represent points in space, we first choose a fixed point O (the origin) and three directed lines through O that are perpendicular to each other, called the **coordinate axes** and labeled the x -axis, y -axis, and z -axis. Usually we think of the x - and y -axes as being horizontal and the z -axis as being vertical, and we draw the orientation of the axes as in Figure 1. The direction of the z -axis is determined by the **right-hand rule** as illustrated in Figure 2: If you curl the fingers of your right hand around the z -axis in the direction of a 90° counterclockwise rotation from the positive x -axis to the positive y -axis, then your thumb points in the positive direction of the z -axis.

The three coordinate axes determine the three **coordinate planes** illustrated in Figure 3(a). The xy -plane is the plane that contains the x - and y -axes; the yz -plane contains the y - and z -axes; the xz -plane contains the x - and z -axes. These three coordinate planes divide space into eight parts, called **octants**. The **first octant**, in the foreground, is determined by the positive axes.



(a) Coordinate planes



(b)

FIGURE 3

Because many people have some difficulty visualizing diagrams of three-dimensional figures, you may find it helpful to do the following [see Figure 3(b)]. Look at any bottom corner of a room and call the corner the origin. The wall on your left is in

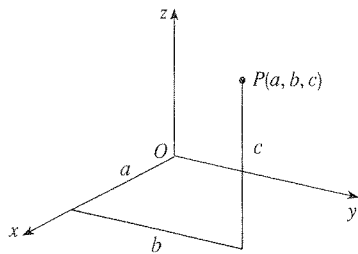


FIGURE 4

the xz -plane, the wall on your right is in the yz -plane, and the floor is in the xy -plane. The x -axis runs along the intersection of the floor and the left wall. The y -axis runs along the intersection of the floor and the right wall. The z -axis runs up from the floor toward the ceiling along the intersection of the two walls. You are situated in the first octant, and you can now imagine seven other rooms situated in the other seven octants (three on the same floor and four on the floor below), all connected by the common corner point O .

Now if P is any point in space, let a be the (directed) distance from the yz -plane to P , let b be the distance from the xz -plane to P , and let c be the distance from the xy -plane to P . We represent the point P by the ordered triple (a, b, c) of real numbers and we call a , b , and c the **coordinates** of P ; a is the x -coordinate, b is the y -coordinate, and c is the z -coordinate. Thus to locate the point (a, b, c) we can start at the origin O and move a units along the x -axis, then b units parallel to the y -axis, and then c units parallel to the z -axis as in Figure 4.

The point $P(a, b, c)$ determines a rectangular box as in Figure 5. If we drop a perpendicular from P to the xy -plane, we get a point Q with coordinates $(a, b, 0)$ called the **projection** of P on the xy -plane. Similarly, $R(0, b, c)$ and $S(a, 0, c)$ are the projections of P on the yz -plane and xz -plane, respectively.

As numerical illustrations, the points $(-4, 3, -5)$ and $(3, -2, -6)$ are plotted in Figure 6.

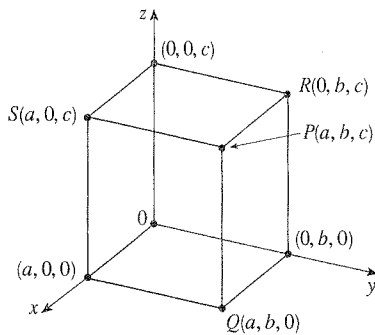


FIGURE 5

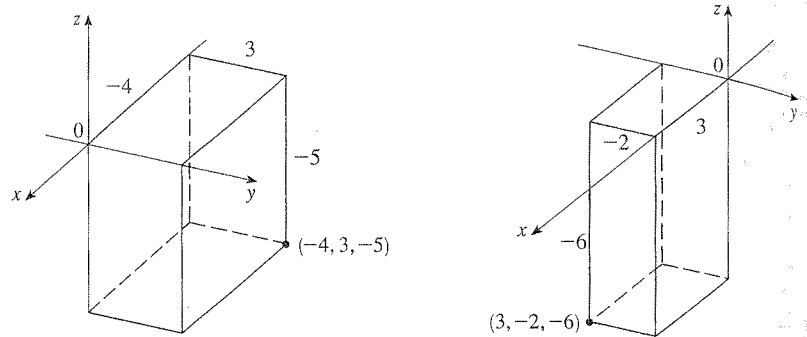


FIGURE 6

The Cartesian product $\mathbb{R} \times \mathbb{R} \times \mathbb{R} = \{(x, y, z) \mid x, y, z \in \mathbb{R}\}$ is the set of all ordered triples of real numbers and is denoted by \mathbb{R}^3 . We have given a one-to-one correspondence between points P in space and ordered triples (a, b, c) in \mathbb{R}^3 . It is called a **three-dimensional rectangular coordinate system**. Notice that, in terms of coordinates, the first octant can be described as the set of points whose coordinates are all positive.

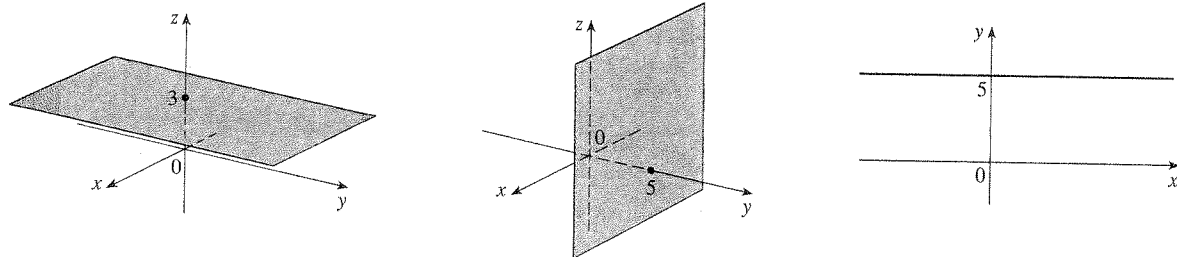
In two-dimensional analytic geometry, the graph of an equation involving x and y is a curve in \mathbb{R}^2 . In three-dimensional analytic geometry, an equation in x , y , and z represents a *surface* in \mathbb{R}^3 .

EXAMPLE 1 What surfaces in \mathbb{R}^3 are represented by the following equations?

- (a) $z = 3$ (b) $y = 5$

SOLUTION

(a) The equation $z = 3$ represents the set $\{(x, y, z) \mid z = 3\}$, which is the set of all points in \mathbb{R}^3 whose z -coordinate is 3. This is the horizontal plane that is parallel to the xy -plane and three units above it as in Figure 7(a).

FIGURE 7 (a) $z = 3$, a plane in \mathbb{R}^3 (b) $y = 5$, a plane in \mathbb{R}^3 (c) $y = 5$, a line in \mathbb{R}^2

(b) The equation $y = 5$ represents the set of all points in \mathbb{R}^3 whose y -coordinate is 5. This is the vertical plane that is parallel to the xz -plane and five units to the right of it as in Figure 7(b).

NOTE When an equation is given, we must understand from the context whether it represents a curve in \mathbb{R}^2 or a surface in \mathbb{R}^3 . In Example 1, $y = 5$ represents a plane in \mathbb{R}^3 , but of course $y = 5$ can also represent a line in \mathbb{R}^2 if we are dealing with two-dimensional analytic geometry. See Figure 7, parts (b) and (c).

In general, if k is a constant, then $x = k$ represents a plane parallel to the yz -plane, $y = k$ is a plane parallel to the xz -plane, and $z = k$ is a plane parallel to the xy -plane. In Figure 5, the faces of the rectangular box are formed by the three coordinate planes $x = 0$ (the yz -plane), $y = 0$ (the xz -plane), and $z = 0$ (the xy -plane), and the planes $x = a$, $y = b$, and $z = c$.

EXAMPLE 2 Describe and sketch the surface in \mathbb{R}^3 represented by the equation $y = x$.

SOLUTION The equation represents the set of all points in \mathbb{R}^3 whose x - and y -coordinates are equal, that is, $\{(x, x, z) \mid x \in \mathbb{R}, z \in \mathbb{R}\}$. This is a vertical plane that intersects the xy -plane in the line $y = x$, $z = 0$. The portion of this plane that lies in the first octant is sketched in Figure 8.

The familiar formula for the distance between two points in a plane is easily extended to the following three-dimensional formula.

DISTANCE FORMULA IN THREE DIMENSIONS The distance $|P_1P_2|$ between the points $P_1(x_1, y_1, z_1)$ and $P_2(x_2, y_2, z_2)$ is

$$|P_1P_2| = \sqrt{(x_2 - x_1)^2 + (y_2 - y_1)^2 + (z_2 - z_1)^2}$$

To see why this formula is true, we construct a rectangular box as in Figure 9, where P_1 and P_2 are opposite vertices and the faces of the box are parallel to the coordinate planes. If $A(x_2, y_1, z_1)$ and $B(x_2, y_2, z_1)$ are the vertices of the box indicated in the figure, then

$$|P_1A| = |x_2 - x_1| \quad |AB| = |y_2 - y_1| \quad |BP_2| = |z_2 - z_1|$$

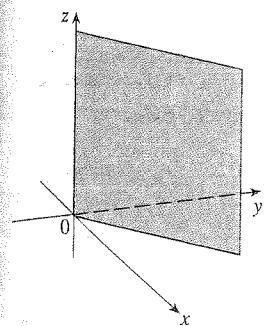
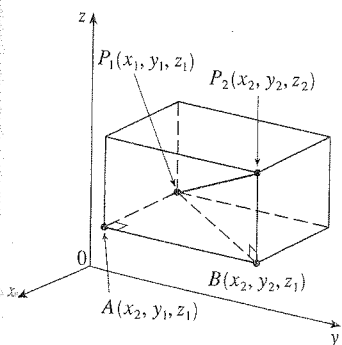
FIGURE 8
The plane $y = x$ 

FIGURE 9

Because triangles P_1BP_2 and P_1AB are both right-angled, two applications of the Pythagorean Theorem give

$$|P_1P_2|^2 = |P_1B|^2 + |BP_2|^2$$

and

$$|P_1B|^2 = |P_1A|^2 + |AB|^2$$

Combining these equations, we get

$$\begin{aligned} |P_1P_2|^2 &= |P_1A|^2 + |AB|^2 + |BP_2|^2 \\ &= |x_2 - x_1|^2 + |y_2 - y_1|^2 + |z_2 - z_1|^2 \\ &= (x_2 - x_1)^2 + (y_2 - y_1)^2 + (z_2 - z_1)^2 \end{aligned}$$

Therefore $|P_1P_2| = \sqrt{(x_2 - x_1)^2 + (y_2 - y_1)^2 + (z_2 - z_1)^2}$

EXAMPLE 3 The distance from the point $P(2, -1, 7)$ to the point $Q(1, -3, 5)$ is

$$|PQ| = \sqrt{(1 - 2)^2 + (-3 + 1)^2 + (5 - 7)^2} = \sqrt{1 + 4 + 4} = 3$$

EXAMPLE 4 Find an equation of a sphere with radius r and center $C(h, k, l)$.

SOLUTION By definition, a sphere is the set of all points $P(x, y, z)$ whose distance from C is r . (See Figure 10.) Thus P is on the sphere if and only if $|PC| = r$. Squaring both sides, we have $|PC|^2 = r^2$ or

$$(x - h)^2 + (y - k)^2 + (z - l)^2 = r^2$$

The result of Example 4 is worth remembering.

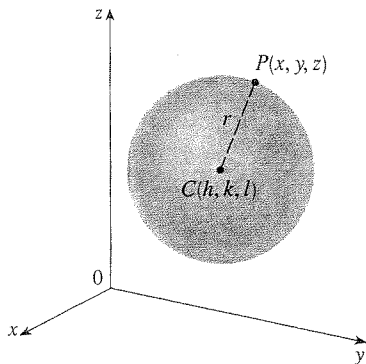


FIGURE 10

EQUATION OF A SPHERE An equation of a sphere with center $C(h, k, l)$ and radius r is

$$(x - h)^2 + (y - k)^2 + (z - l)^2 = r^2$$

In particular, if the center is the origin O , then an equation of the sphere is

$$x^2 + y^2 + z^2 = r^2$$

EXAMPLE 5 Show that $x^2 + y^2 + z^2 + 4x - 6y + 2z + 6 = 0$ is the equation of a sphere, and find its center and radius.

SOLUTION We can rewrite the given equation in the form of an equation of a sphere if we complete squares:

$$\begin{aligned} (x^2 + 4x + 4) + (y^2 - 6y + 9) + (z^2 + 2z + 1) &= -6 + 4 + 9 + 1 \\ (x + 2)^2 + (y - 3)^2 + (z + 1)^2 &= 8 \end{aligned}$$

Comparing this equation with the standard form, we see that it is the equation of a sphere with center $(-2, 3, -1)$ and radius $\sqrt{8} = 2\sqrt{2}$.

EXAMPLE 6 What region in \mathbb{R}^3 is represented by the following inequalities?

$$1 \leq x^2 + y^2 + z^2 \leq 4 \quad z \leq 0$$

SOLUTION The inequalities

$$1 \leq x^2 + y^2 + z^2 \leq 4$$

can be rewritten as
$$1 \leq \sqrt{x^2 + y^2 + z^2} \leq 2$$

so they represent the points (x, y, z) whose distance from the origin is at least 1 and at most 2. But we are also given that $z \leq 0$, so the points lie on or below the xy -plane. Thus the given inequalities represent the region that lies between (or on) the spheres $x^2 + y^2 + z^2 = 1$ and $x^2 + y^2 + z^2 = 4$ and beneath (or on) the xy -plane. It is sketched in Figure 11. ■

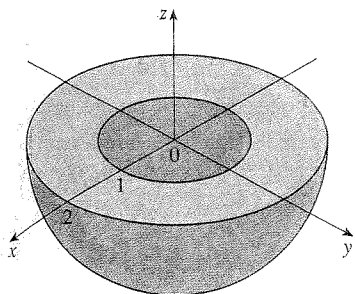


FIGURE 11

10.1 EXERCISES

- Suppose you start at the origin, move along the x -axis a distance of 4 units in the positive direction, and then move downward a distance of 3 units. What are the coordinates of your position?
- Sketch the points $(0, 5, 2)$, $(4, 0, -1)$, $(2, 4, 6)$, and $(1, -1, 2)$ on a single set of coordinate axes.
- Which of the points $P(6, 2, 3)$, $Q(-5, -1, 4)$, and $R(0, 3, 8)$ is closest to the xz -plane? Which point lies in the yz -plane?
- What are the projections of the point $(2, 3, 5)$ on the xy -, yz -, and xz -planes? Draw a rectangular box with the origin and $(2, 3, 5)$ as opposite vertices and with its faces parallel to the coordinate planes. Label all vertices of the box. Find the length of the diagonal of the box.
- Describe and sketch the surface in \mathbb{R}^3 represented by the equation $x + y = 2$.
- What does the equation $x = 4$ represent in \mathbb{R}^2 ? What does it represent in \mathbb{R}^3 ? Illustrate with sketches.
 - What does the equation $y = 3$ represent in \mathbb{R}^3 ? What does $z = 5$ represent? What does the pair of equations $y = 3, z = 5$ represent? In other words, describe the set of points (x, y, z) such that $y = 3$ and $z = 5$. Illustrate with a sketch.
- Find the lengths of the sides of the triangle PQR . Is it a right triangle? Is it an isosceles triangle?
 - $P(3, -2, -3)$, $Q(7, 0, 1)$, $R(1, 2, 1)$
 - $P(2, -1, 0)$, $Q(4, 1, 1)$, $R(4, -5, 4)$
- Find the distance from $(3, 7, -5)$ to each of the following.
 - The xy -plane
 - The yz -plane
 - The xz -plane
 - The x -axis
 - The y -axis
 - The z -axis
- Determine whether the points lie on straight line.
 - $A(2, 4, 2)$, $B(3, 7, -2)$, $C(1, 3, 3)$
 - $D(0, -5, 5)$, $E(1, -2, 4)$, $F(3, 4, 2)$
- Find an equation of the sphere with center $(2, -6, 4)$ and radius 5. Describe its intersection with each of the coordinate planes.
- Find an equation of the sphere that passes through the point $(4, 3, -1)$ and has center $(3, 8, 1)$.
- Find an equation of the sphere that passes through the origin and whose center is $(1, 2, 3)$.
- 13–16 ■ Show that the equation represents a sphere, and find its center and radius.
 - $x^2 + y^2 + z^2 - 6x + 4y - 2z = 11$
 - $x^2 + y^2 + z^2 = 4x - 2y$
 - $x^2 + y^2 + z^2 = x + y + z$
 - $4x^2 + 4y^2 + 4z^2 - 8x + 16y = 1$
- (a) Prove that the midpoint of the line segment from $P_1(x_1, y_1, z_1)$ to $P_2(x_2, y_2, z_2)$ is
$$\left(\frac{x_1 + x_2}{2}, \frac{y_1 + y_2}{2}, \frac{z_1 + z_2}{2} \right)$$

- (b) Find the lengths of the medians of the triangle with vertices $A(1, 2, 3)$, $B(-2, 0, 5)$, and $C(4, 1, 5)$.
18. Find an equation of a sphere if one of its diameters has endpoints $(2, 1, 4)$ and $(4, 3, 10)$.
19. Find equations of the spheres with center $(2, -3, 6)$ that touch (a) the xy -plane, (b) the yz -plane, (c) the xz -plane.
20. Find an equation of the largest sphere with center $(5, 4, 9)$ that is contained in the first octant.
- 21–30 ■ Describe in words the region of \mathbb{R}^3 represented by the equation or inequality.

- | | |
|------------------------------|----------------------------|
| 21. $y = -4$ | 22. $x = 10$ |
| 23. $x > 3$ | 24. $y \geq 0$ |
| 25. $0 \leq z \leq 6$ | 26. $z^2 = 4$ |
| 27. $x^2 + y^2 + z^2 \leq 3$ | 28. $x = z$ |
| 29. $x^2 + z^2 \leq 9$ | 30. $x^2 + y^2 + z^2 > 2z$ |

- 31–34 ■ Write inequalities to describe the region.
31. The half-space consisting of all points to the left of the xz -plane
32. The solid rectangular box in the first octant bounded by the planes $x = 1$, $y = 2$, and $z = 3$
33. The region consisting of all points between (but not on) the spheres of radius r and R centered at the origin, where $r < R$
34. The solid upper hemisphere of the sphere of radius 2 centered at the origin

35. Find an equation of the set of all points equidistant from the points $A(-1, 5, 3)$ and $B(6, 2, -2)$. Describe the set.

36. Find the volume of the solid that lies inside both of the spheres

$$x^2 + y^2 + z^2 + 4x - 2y + 4z + 5 = 0$$

and $x^2 + y^2 + z^2 = 4$

10.2 VECTORS

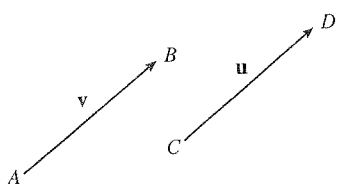


FIGURE 1
Equivalent vectors

The term **vector** is used by scientists to indicate a quantity (such as displacement or velocity or force) that has both magnitude and direction. A vector is often represented by an arrow or a directed line segment. The length of the arrow represents the magnitude of the vector and the arrow points in the direction of the vector. We denote a vector by printing a letter in boldface (\mathbf{v}) or by putting an arrow above the letter (\vec{v}).

For instance, suppose a particle moves along a line segment from point A to point B . The corresponding **displacement vector** \mathbf{v} , shown in Figure 1, has **initial point** A (the tail) and **terminal point** B (the tip) and we indicate this by writing $\mathbf{v} = \overrightarrow{AB}$. Notice that the vector $\mathbf{u} = \overrightarrow{CD}$ has the same length and the same direction as \mathbf{v} even though it is in a different position. We say that \mathbf{u} and \mathbf{v} are **equivalent** (or **equal**) and we write $\mathbf{u} = \mathbf{v}$. The **zero vector**, denoted by $\mathbf{0}$, has length 0. It is the only vector with no specific direction.

COMBINING VECTORS

Suppose a particle moves from A to B , so its displacement vector is \overrightarrow{AB} . Then the particle changes direction and moves from B to C , with displacement vector \overrightarrow{BC} as in Figure 2. The combined effect of these displacements is that the particle has moved from A to C . The resulting displacement vector \overrightarrow{AC} is called the **sum** of \overrightarrow{AB} and \overrightarrow{BC} and we write

$$\overrightarrow{AC} = \overrightarrow{AB} + \overrightarrow{BC}$$

In general, if we start with vectors \mathbf{u} and \mathbf{v} , we first move \mathbf{v} so that its tail coincides with the tip of \mathbf{u} and define the sum of \mathbf{u} and \mathbf{v} as follows.

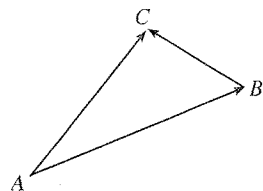


FIGURE 2

DEFINITION OF VECTOR ADDITION If \mathbf{u} and \mathbf{v} are vectors positioned so the initial point of \mathbf{v} is at the terminal point of \mathbf{u} , then the **sum** $\mathbf{u} + \mathbf{v}$ is the vector from the initial point of \mathbf{u} to the terminal point of \mathbf{v} .

The definition of vector addition is illustrated in Figure 3. You can see why this definition is sometimes called the **Triangle Law**.

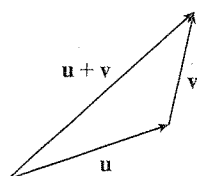


FIGURE 3 The Triangle Law

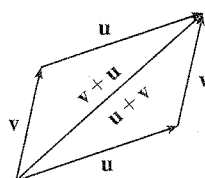


FIGURE 4 The Parallelogram Law

In Figure 4 we start with the same vectors \mathbf{u} and \mathbf{v} as in Figure 3 and draw another copy of \mathbf{v} with the same initial point as \mathbf{u} . Completing the parallelogram, we see that $\mathbf{u} + \mathbf{v} = \mathbf{v} + \mathbf{u}$. This also gives another way to construct the sum: If we place \mathbf{u} and \mathbf{v} so they start at the same point, then $\mathbf{u} + \mathbf{v}$ lies along the diagonal of the parallelogram with \mathbf{u} and \mathbf{v} as sides. (This is called the **Parallelogram Law**.)

EXAMPLE 1 Draw the sum of the vectors \mathbf{a} and \mathbf{b} shown in Figure 5.

SOLUTION First we translate \mathbf{b} and place its tail at the tip of \mathbf{a} , being careful to draw a copy of \mathbf{b} that has the same length and direction. Then we draw the vector $\mathbf{a} + \mathbf{b}$ [see Figure 6(a)] starting at the initial point of \mathbf{a} and ending at the terminal point of the copy of \mathbf{b} .

Alternatively, we could place \mathbf{b} so it starts where \mathbf{a} starts and construct $\mathbf{a} + \mathbf{b}$ by the Parallelogram Law as in Figure 6(b).


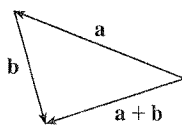
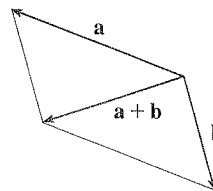


FIGURE 5



(a)



(b)

FIGURE 6

Visual 10.2 shows how the Triangle and Parallelogram Laws work for various vectors \mathbf{u} and \mathbf{v} .

It is possible to multiply a vector by a real number c . (In this context we call the real number c a **scalar** to distinguish it from a vector.) For instance, we want $2\mathbf{v}$ to be the same vector as $\mathbf{v} + \mathbf{v}$, which has the same direction as \mathbf{v} but is twice as long. In general, we multiply a vector by a scalar as follows.

DEFINITION OF SCALAR MULTIPLICATION If c is a scalar and \mathbf{v} is a vector, then the **scalar multiple** $c\mathbf{v}$ is the vector whose length is $|c|$ times the length of \mathbf{v} and whose direction is the same as \mathbf{v} if $c > 0$ and is opposite to \mathbf{v} if $c < 0$. If $c = 0$ or $\mathbf{v} = \mathbf{0}$, then $c\mathbf{v} = \mathbf{0}$.

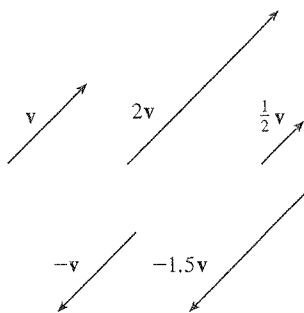


FIGURE 7
Scalar multiples of v

This definition is illustrated in Figure 7. We see that real numbers work like scaling factors here; that's why we call them scalars. Notice that two nonzero vectors are **parallel** if they are scalar multiples of one another. In particular, the vector $-v = (-1)v$ has the same length as v but points in the opposite direction. We call it the **negative** of v .

By the **difference** $u - v$ of two vectors we mean

$$u - v = u + (-v)$$

So we can construct $u - v$ by first drawing the negative of v , $-v$, and then adding it to u by the Parallelogram Law as in Figure 8(a). Alternatively, since $v + (u - v) = u$, the vector $u - v$, when added to v , gives u . So we could construct $u - v$ as in Figure 8(b) by means of the Triangle Law.

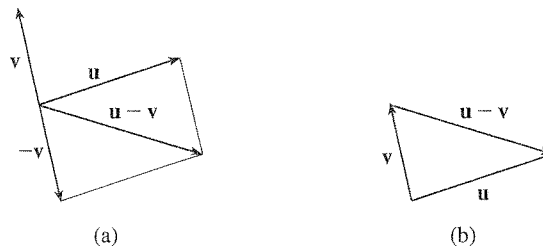


FIGURE 8
Drawing $u - v$

EXAMPLE 2 If a and b are the vectors shown in Figure 9, draw $a - 2b$.

SOLUTION We first draw the vector $-2b$ pointing in the direction opposite to b and twice as long. We place it with its tail at the tip of a and then use the Triangle Law to draw $a + (-2b)$ as in Figure 10.

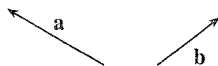


FIGURE 9

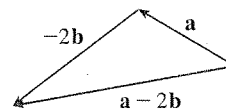


FIGURE 10

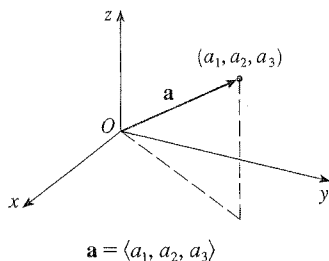
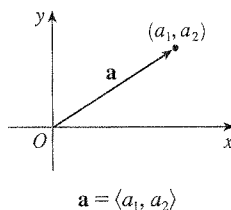


FIGURE 11

COMPONENTS

For some purposes it's best to introduce a coordinate system and treat vectors algebraically. If we place the initial point of a vector a at the origin of a rectangular coordinate system, then the terminal point of a has coordinates of the form (a_1, a_2) or (a_1, a_2, a_3) , depending on whether our coordinate system is two- or three-dimensional (see Figure 11). These coordinates are called the **components** of a and we write

$$a = \langle a_1, a_2 \rangle \quad \text{or} \quad a = \langle a_1, a_2, a_3 \rangle$$

We use the notation $\langle a_1, a_2 \rangle$ for the ordered pair that refers to a vector so as not to confuse it with the ordered pair (a_1, a_2) that refers to a point in the plane.

For instance, the vectors shown in Figure 12 are all equivalent to the vector $\vec{OP} = \langle 3, 2 \rangle$ whose terminal point is $P(3, 2)$. What they have in common is that the terminal point is reached from the initial point by a displacement of three units to the right and two upward. We can think of all these geometric vectors as **representations** of the algebraic vector $a = \langle 3, 2 \rangle$. The particular representation \vec{OP} from the origin to the point $P(3, 2)$ is called the **position vector** of the point P .

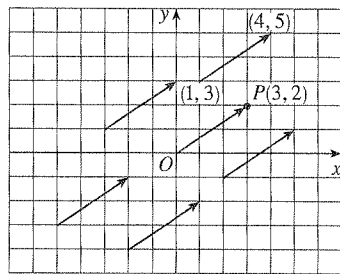


FIGURE 12
Representations of the vector $\mathbf{a} = \langle 3, 2 \rangle$

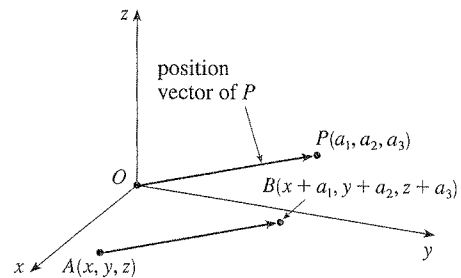


FIGURE 13
Representations of $\mathbf{a} = \langle a_1, a_2, a_3 \rangle$

In three dimensions, the vector $\mathbf{a} = \overrightarrow{OP} = \langle a_1, a_2, a_3 \rangle$ is the **position vector** of the point $P(a_1, a_2, a_3)$. (See Figure 13.) Let's consider any other representation \overrightarrow{AB} of \mathbf{a} , where the initial point is $A(x_1, y_1, z_1)$ and the terminal point is $B(x_2, y_2, z_2)$. Then we must have $x_1 + a_1 = x_2$, $y_1 + a_2 = y_2$, and $z_1 + a_3 = z_2$ and so $a_1 = x_2 - x_1$, $a_2 = y_2 - y_1$, and $a_3 = z_2 - z_1$. Thus we have the following result.

1 Given the points $A(x_1, y_1, z_1)$ and $B(x_2, y_2, z_2)$, the vector \mathbf{a} with representation \overrightarrow{AB} is

$$\mathbf{a} = \langle x_2 - x_1, y_2 - y_1, z_2 - z_1 \rangle$$

EXAMPLE 3 Find the vector represented by the directed line segment with initial point $A(2, -3, 4)$ and terminal point $B(-2, 1, 1)$.

SOLUTION By (1), the vector corresponding to \overrightarrow{AB} is

$$\mathbf{a} = \langle -2 - 2, 1 - (-3), 1 - 4 \rangle = \langle -4, 4, -3 \rangle$$

The **magnitude** or **length** of the vector \mathbf{v} is the length of any of its representations and is denoted by the symbol $|\mathbf{v}|$ or $\|\mathbf{v}\|$. By using the distance formula to compute the length of a segment OP , we obtain the following formulas.

The length of the two-dimensional vector $\mathbf{a} = \langle a_1, a_2 \rangle$ is

$$|\mathbf{a}| = \sqrt{a_1^2 + a_2^2}$$

The length of the three-dimensional vector $\mathbf{a} = \langle a_1, a_2, a_3 \rangle$ is

$$|\mathbf{a}| = \sqrt{a_1^2 + a_2^2 + a_3^2}$$

How do we add vectors algebraically? Figure 14 shows that if $\mathbf{a} = \langle a_1, a_2 \rangle$ and $\mathbf{b} = \langle b_1, b_2 \rangle$, then the sum is $\mathbf{a} + \mathbf{b} = \langle a_1 + b_1, a_2 + b_2 \rangle$, at least for the case where the components are positive. In other words, *to add algebraic vectors we add their components*. Similarly, *to subtract vectors we subtract components*. From the similar triangles in Figure 15 we see that the components of $c\mathbf{a}$ are ca_1 and ca_2 . So *to multiply a vector by a scalar we multiply each component by that scalar*.

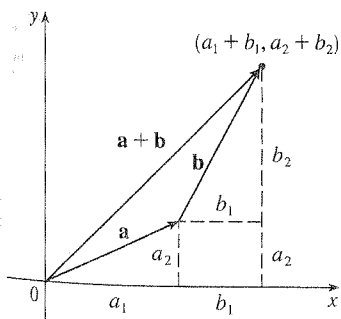


FIGURE 14

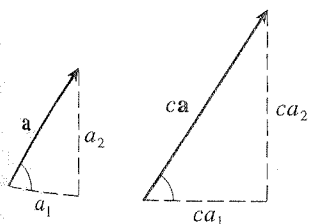


FIGURE 15

If $\mathbf{a} = \langle a_1, a_2 \rangle$ and $\mathbf{b} = \langle b_1, b_2 \rangle$, then

$$\begin{aligned}\mathbf{a} + \mathbf{b} &= \langle a_1 + b_1, a_2 + b_2 \rangle & \mathbf{a} - \mathbf{b} &= \langle a_1 - b_1, a_2 - b_2 \rangle \\ c\mathbf{a} &= \langle ca_1, ca_2 \rangle\end{aligned}$$

Similarly, for three-dimensional vectors,

$$\begin{aligned}\langle a_1, a_2, a_3 \rangle + \langle b_1, b_2, b_3 \rangle &= \langle a_1 + b_1, a_2 + b_2, a_3 + b_3 \rangle \\ \langle a_1, a_2, a_3 \rangle - \langle b_1, b_2, b_3 \rangle &= \langle a_1 - b_1, a_2 - b_2, a_3 - b_3 \rangle \\ c\langle a_1, a_2, a_3 \rangle &= \langle ca_1, ca_2, ca_3 \rangle\end{aligned}$$

EXAMPLE 4 If $\mathbf{a} = \langle 4, 0, 3 \rangle$ and $\mathbf{b} = \langle -2, 1, 5 \rangle$, find $|\mathbf{a}|$ and the vectors $\mathbf{a} + \mathbf{b}$, $\mathbf{a} - \mathbf{b}$, $3\mathbf{b}$, and $2\mathbf{a} + 5\mathbf{b}$.

SOLUTION $|\mathbf{a}| = \sqrt{4^2 + 0^2 + 3^2} = \sqrt{25} = 5$

$$\begin{aligned}\mathbf{a} + \mathbf{b} &= \langle 4, 0, 3 \rangle + \langle -2, 1, 5 \rangle \\ &= \langle 4 - 2, 0 + 1, 3 + 5 \rangle = \langle 2, 1, 8 \rangle\end{aligned}$$

$$\begin{aligned}\mathbf{a} - \mathbf{b} &= \langle 4, 0, 3 \rangle - \langle -2, 1, 5 \rangle \\ &= \langle 4 - (-2), 0 - 1, 3 - 5 \rangle = \langle 6, -1, -2 \rangle\end{aligned}$$

$$3\mathbf{b} = 3\langle -2, 1, 5 \rangle = \langle 3(-2), 3(1), 3(5) \rangle = \langle -6, 3, 15 \rangle$$

$$\begin{aligned}2\mathbf{a} + 5\mathbf{b} &= 2\langle 4, 0, 3 \rangle + 5\langle -2, 1, 5 \rangle \\ &= \langle 8, 0, 6 \rangle + \langle -10, 5, 25 \rangle = \langle -2, 5, 31 \rangle\end{aligned}$$

■ Vectors in n dimensions are used to list various quantities in an organized way. For instance, the components of a six-dimensional vector

$$\mathbf{p} = \langle p_1, p_2, p_3, p_4, p_5, p_6 \rangle$$

might represent the prices of six different ingredients required to make a particular product. Four-dimensional vectors $\langle x, y, z, t \rangle$ are used in relativity theory, where the first three components specify a position in space and the fourth represents time.

We denote by V_2 the set of all two-dimensional vectors and by V_3 the set of all three-dimensional vectors. More generally, we will later need to consider the set V_n of all n -dimensional vectors. An n -dimensional vector is an ordered n -tuple:

$$\mathbf{a} = \langle a_1, a_2, \dots, a_n \rangle$$

where a_1, a_2, \dots, a_n are real numbers that are called the components of \mathbf{a} . Addition and scalar multiplication are defined in terms of components just as for the cases $n = 2$ and $n = 3$.

PROPERTIES OF VECTORS If \mathbf{a} , \mathbf{b} , and \mathbf{c} are vectors in V_n and c and d are scalars, then

- | | |
|---|--|
| 1. $\mathbf{a} + \mathbf{b} = \mathbf{b} + \mathbf{a}$ | 2. $\mathbf{a} + (\mathbf{b} + \mathbf{c}) = (\mathbf{a} + \mathbf{b}) + \mathbf{c}$ |
| 3. $\mathbf{a} + \mathbf{0} = \mathbf{a}$ | 4. $\mathbf{a} + (-\mathbf{a}) = \mathbf{0}$ |
| 5. $c(\mathbf{a} + \mathbf{b}) = c\mathbf{a} + c\mathbf{b}$ | 6. $(c + d)\mathbf{a} = c\mathbf{a} + d\mathbf{a}$ |
| 7. $(cd)\mathbf{a} = c(d\mathbf{a})$ | 8. $1\mathbf{a} = \mathbf{a}$ |

These eight properties of vectors can be readily verified either geometrically or algebraically. For instance, Property 1 can be seen from Figure 4 (it's equivalent to the

Parallelogram Law) or as follows for the case $n = 2$:

$$\begin{aligned}\mathbf{a} + \mathbf{b} &= \langle a_1, a_2 \rangle + \langle b_1, b_2 \rangle = \langle a_1 + b_1, a_2 + b_2 \rangle \\ &= \langle b_1 + a_1, b_2 + a_2 \rangle = \langle b_1, b_2 \rangle + \langle a_1, a_2 \rangle \\ &= \mathbf{b} + \mathbf{a}\end{aligned}$$

We can see why Property 2 (the associative law) is true by looking at Figure 16 and applying the Triangle Law several times: The vector \vec{PQ} is obtained either by first constructing $\mathbf{a} + \mathbf{b}$ and then adding \mathbf{c} or by adding \mathbf{a} to the vector $\mathbf{b} + \mathbf{c}$.

Three vectors in V_3 play a special role. Let

$$\mathbf{i} = \langle 1, 0, 0 \rangle \quad \mathbf{j} = \langle 0, 1, 0 \rangle \quad \mathbf{k} = \langle 0, 0, 1 \rangle$$

These vectors \mathbf{i} , \mathbf{j} , and \mathbf{k} are called the **standard basis vectors**. They have length 1 and point in the directions of the positive x -, y -, and z -axes. Similarly, in two dimensions we define $\mathbf{i} = \langle 1, 0 \rangle$ and $\mathbf{j} = \langle 0, 1 \rangle$. (See Figure 17.)

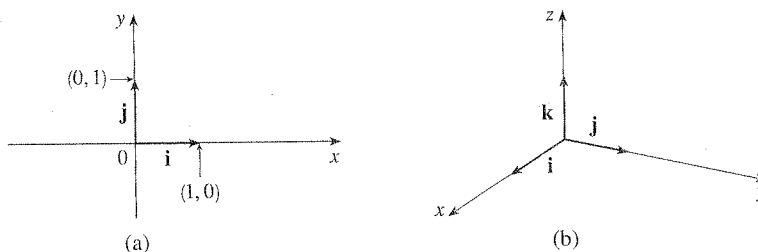
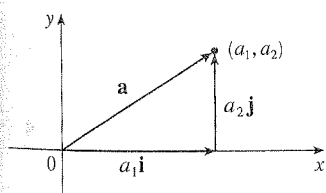
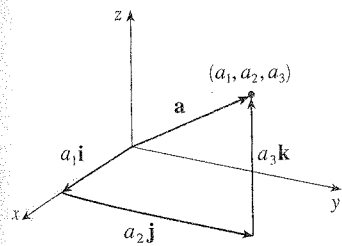


FIGURE 17

Standard basis vectors in V_2 and V_3



$$(a) \mathbf{a} = a_1\mathbf{i} + a_2\mathbf{j}$$



$$(b) \mathbf{a} = a_1\mathbf{i} + a_2\mathbf{j} + a_3\mathbf{k}$$

FIGURE 18

If $\mathbf{a} = \langle a_1, a_2, a_3 \rangle$, then we can write

$$\begin{aligned}\mathbf{a} &= \langle a_1, a_2, a_3 \rangle = \langle a_1, 0, 0 \rangle + \langle 0, a_2, 0 \rangle + \langle 0, 0, a_3 \rangle \\ &= a_1\langle 1, 0, 0 \rangle + a_2\langle 0, 1, 0 \rangle + a_3\langle 0, 0, 1 \rangle\end{aligned}$$

$$\mathbf{a} = a_1\mathbf{i} + a_2\mathbf{j} + a_3\mathbf{k}$$

Thus any vector in V_3 can be expressed in terms of \mathbf{i} , \mathbf{j} , and \mathbf{k} . For instance,

$$\langle 1, -2, 6 \rangle = \mathbf{i} - 2\mathbf{j} + 6\mathbf{k}$$

Similarly, in two dimensions, we can write

$$\mathbf{a} = \langle a_1, a_2 \rangle = a_1\mathbf{i} + a_2\mathbf{j}$$

See Figure 18 for the geometric interpretation of Equations 3 and 2 and compare with Figure 17.

EXAMPLE 5 If $\mathbf{a} = \mathbf{i} + 2\mathbf{j} - 3\mathbf{k}$ and $\mathbf{b} = 4\mathbf{i} + 7\mathbf{k}$, express the vector $2\mathbf{a} + 3\mathbf{b}$ in terms of \mathbf{i} , \mathbf{j} , and \mathbf{k} .

SOLUTION Using Properties 1, 2, 5, 6, and 7 of vectors, we have

$$\begin{aligned}2\mathbf{a} + 3\mathbf{b} &= 2(\mathbf{i} + 2\mathbf{j} - 3\mathbf{k}) + 3(4\mathbf{i} + 7\mathbf{k}) \\ &= 2\mathbf{i} + 4\mathbf{j} - 6\mathbf{k} + 12\mathbf{i} + 21\mathbf{k} = 14\mathbf{i} + 4\mathbf{j} + 15\mathbf{k}\end{aligned}$$

A **unit vector** is a vector whose length is 1. For instance, \mathbf{i} , \mathbf{j} , and \mathbf{k} are all unit vectors. In general, if $\mathbf{a} \neq \mathbf{0}$, then the unit vector that has the same direction as \mathbf{a} is

$$\mathbf{4} \quad \mathbf{u} = \frac{1}{|\mathbf{a}|} \mathbf{a} = \frac{\mathbf{a}}{|\mathbf{a}|}$$

In order to verify this we let $c = 1/|\mathbf{a}|$. Then $\mathbf{u} = c\mathbf{a}$ and c is a positive scalar, so \mathbf{u} has the same direction as \mathbf{a} . Also

$$|\mathbf{u}| = |c\mathbf{a}| = |c||\mathbf{a}| = \frac{1}{|\mathbf{a}|} |\mathbf{a}| = 1$$

EXAMPLE 6 Find the unit vector in the direction of the vector $2\mathbf{i} - \mathbf{j} - 2\mathbf{k}$.

SOLUTION The given vector has length

$$|2\mathbf{i} - \mathbf{j} - 2\mathbf{k}| = \sqrt{2^2 + (-1)^2 + (-2)^2} = \sqrt{9} = 3$$

so, by Equation 4, the unit vector with the same direction is

$$\frac{1}{3}(2\mathbf{i} - \mathbf{j} - 2\mathbf{k}) = \frac{2}{3}\mathbf{i} - \frac{1}{3}\mathbf{j} - \frac{2}{3}\mathbf{k}$$

APPLICATIONS

Vectors are useful in many aspects of physics and engineering. In Section 10.9 we will see how they describe the velocity and acceleration of objects moving in space. Here we look at forces.

A force is represented by a vector because it has both a magnitude (measured in pounds or newtons) and a direction. If several forces are acting on an object, the **resultant force** experienced by the object is the vector sum of these forces.

EXAMPLE 7 A 100-lb weight hangs from two wires as shown in Figure 19. Find the tensions (forces) \mathbf{T}_1 and \mathbf{T}_2 in both wires and their magnitudes.

SOLUTION We first express \mathbf{T}_1 and \mathbf{T}_2 in terms of their horizontal and vertical components. From Figure 20 we see that

$$\mathbf{5} \quad \mathbf{T}_1 = -|\mathbf{T}_1| \cos 50^\circ \mathbf{i} + |\mathbf{T}_1| \sin 50^\circ \mathbf{j}$$

$$\mathbf{6} \quad \mathbf{T}_2 = |\mathbf{T}_2| \cos 32^\circ \mathbf{i} + |\mathbf{T}_2| \sin 32^\circ \mathbf{j}$$

The resultant $\mathbf{T}_1 + \mathbf{T}_2$ of the tensions counterbalances the weight \mathbf{w} and so we must have

$$\mathbf{T}_1 + \mathbf{T}_2 = -\mathbf{w} = 100\mathbf{j}$$

Thus

$$(-|\mathbf{T}_1| \cos 50^\circ + |\mathbf{T}_2| \cos 32^\circ) \mathbf{i} + (|\mathbf{T}_1| \sin 50^\circ + |\mathbf{T}_2| \sin 32^\circ) \mathbf{j} = 100\mathbf{j}$$

Equating components, we get

$$-|\mathbf{T}_1| \cos 50^\circ + |\mathbf{T}_2| \cos 32^\circ = 0$$

$$|\mathbf{T}_1| \sin 50^\circ + |\mathbf{T}_2| \sin 32^\circ = 100$$

Solving the first of these equations for $|\mathbf{T}_2|$ and substituting into the second, we get

$$|\mathbf{T}_1| \sin 50^\circ + \frac{|\mathbf{T}_1| \cos 50^\circ}{\cos 32^\circ} \sin 32^\circ = 100$$

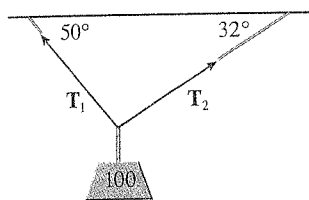


FIGURE 19

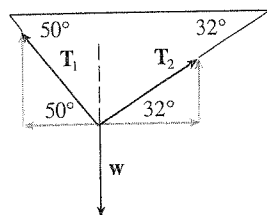


FIGURE 20

So the magnitudes of the tensions are

$$|\mathbf{T}_1| = \frac{100}{\sin 50^\circ + \tan 32^\circ \cos 50^\circ} \approx 85.64 \text{ lb}$$

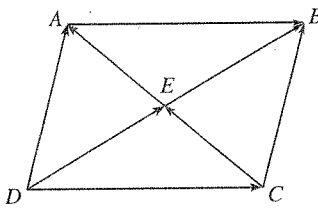
and
$$|\mathbf{T}_2| = \frac{|\mathbf{T}_1| \cos 50^\circ}{\cos 32^\circ} \approx 64.91 \text{ lb}$$

Substituting these values in (5) and (6), we obtain the tension vectors

$$\mathbf{T}_1 \approx -55.05\mathbf{i} + 65.60\mathbf{j} \quad \mathbf{T}_2 \approx 55.05\mathbf{i} + 34.40\mathbf{j} \quad \blacksquare$$

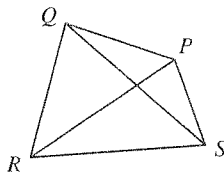
10.2 EXERCISES

1. Name all the equal vectors in the parallelogram shown.




2. Write each combination of vectors as a single vector.

- (a) $\vec{PQ} + \vec{QR}$
- (b) $\vec{RP} + \vec{PS}$
- (c) $\vec{QS} - \vec{PS}$
- (d) $\vec{RS} + \vec{SP} + \vec{PQ}$



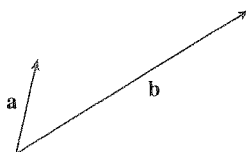
3. Copy the vectors in the figure and use them to draw the following vectors.

- (a) $\mathbf{u} + \mathbf{v}$
- (b) $\mathbf{u} - \mathbf{v}$
- (c) $\mathbf{v} + \mathbf{w}$
- (d) $\mathbf{w} + \mathbf{v} + \mathbf{u}$



4. Copy the vectors in the figure and use them to draw the following vectors.

- (a) $\mathbf{a} + \mathbf{b}$
- (b) $\mathbf{a} - \mathbf{b}$
- (c) $2\mathbf{a}$
- (d) $-\frac{1}{2}\mathbf{b}$
- (e) $2\mathbf{a} + \mathbf{b}$
- (f) $\mathbf{b} - 3\mathbf{a}$



5-8 ■ Find a vector \mathbf{a} with representation given by the directed line segment \vec{AB} . Draw \vec{AB} and the equivalent representation starting at the origin.

- 5. $A(2, 3), B(-2, 1)$
- 6. $A(-2, -2), B(5, 3)$
- 7. $A(0, 3, 1), B(2, 3, -1)$
- 8. $A(4, 0, -2), B(4, 2, 1)$

9-12 ■ Find the sum of the given vectors and illustrate geometrically.

- 9. $\langle 3, -1 \rangle, \langle -2, 4 \rangle$
- 10. $\langle -2, -1 \rangle, \langle 5, 7 \rangle$
- 11. $\langle 0, 1, 2 \rangle, \langle 0, 0, -3 \rangle$
- 12. $\langle -1, 0, 2 \rangle, \langle 0, 4, 0 \rangle$

13-16 ■ Find $\mathbf{a} + \mathbf{b}, 2\mathbf{a} + 3\mathbf{b}, |\mathbf{a}|,$ and $|\mathbf{a} - \mathbf{b}|$.

- 13. $\mathbf{a} = \langle 5, -12 \rangle, \mathbf{b} = \langle -3, -6 \rangle$
- 14. $\mathbf{a} = 4\mathbf{i} + \mathbf{j}, \mathbf{b} = \mathbf{i} - 2\mathbf{j}$
- 15. $\mathbf{a} = \mathbf{i} + 2\mathbf{j} - 3\mathbf{k}, \mathbf{b} = -2\mathbf{i} - \mathbf{j} + 5\mathbf{k}$
- 16. $\mathbf{a} = 2\mathbf{i} - 4\mathbf{j} + 4\mathbf{k}, \mathbf{b} = 2\mathbf{j} - \mathbf{k}$

17. Find a unit vector with the same direction as $8\mathbf{i} - \mathbf{j} + 4\mathbf{k}$.

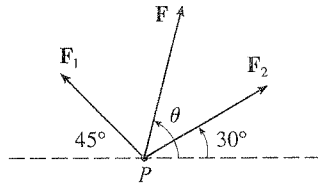
18. Find a vector that has the same direction as $\langle -2, 4, 2 \rangle$ but has length 6.

19. If \mathbf{v} lies in the first quadrant and makes an angle $\pi/3$ with the positive x -axis and $|\mathbf{v}| = 4$, find \mathbf{v} in component form.

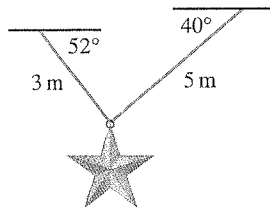
20. If a child pulls a sled through the snow with a force of 50 N exerted at an angle of 38° above the horizontal, find the horizontal and vertical components of the force.

21. Two forces \mathbf{F}_1 and \mathbf{F}_2 with magnitudes 10 lb and 12 lb act on an object at a point P as shown in the figure. Find the resultant force \mathbf{F} acting at P as well as its magnitude and its

direction. (Indicate the direction by finding the angle θ shown in the figure.)




22. Velocities have both direction and magnitude and thus are vectors. The magnitude of a velocity vector is called *speed*. Suppose that a wind is blowing from the direction N45°W at a speed of 50 km/h. (This means that the direction from which the wind blows is 45° west of the northerly direction.) A pilot is steering a plane in the direction N60°E at an airspeed (speed in still air) of 250 km/h. The *true course*, or *track*, of the plane is the direction of the resultant of the velocity vectors of the plane and the wind. The *ground speed* of the plane is the magnitude of the resultant. Find the true course and the ground speed of the plane.
23. A woman walks due west on the deck of a ship at 3 mi/h. The ship is moving north at a speed of 22 mi/h. Find the speed and direction of the woman relative to the surface of the water.
24. Ropes 3 m and 5 m in length are fastened to a holiday decoration that is suspended over a town square. The decoration has a mass of 5 kg. The ropes, fastened at different heights, make angles of 52° and 40° with the horizontal. Find the tension in each wire and the magnitude of each tension.



25. A clothesline is tied between two poles, 8 m apart. The line is quite taut and has negligible sag. When a wet shirt with

a mass of 0.8 kg is hung at the middle of the line, the midpoint is pulled down 8 cm. Find the tension in each half of the clothesline.

26. The tension T at each end of the chain has magnitude 25 N. What is the weight of the chain?



27. (a) Draw the vectors $\mathbf{a} = \langle 3, 2 \rangle$, $\mathbf{b} = \langle 2, -1 \rangle$, and $\mathbf{c} = \langle 7, 1 \rangle$.
 (b) Show, by means of a sketch, that there are scalars s and t such that $\mathbf{c} = s\mathbf{a} + t\mathbf{b}$.
 (c) Use the sketch to estimate the values of s and t .
 (d) Find the exact values of s and t .
28. Suppose that \mathbf{a} and \mathbf{b} are nonzero vectors that are not parallel and \mathbf{c} is any vector in the plane determined by \mathbf{a} and \mathbf{b} . Give a geometric argument to show that \mathbf{c} can be written as $\mathbf{c} = s\mathbf{a} + t\mathbf{b}$ for suitable scalars s and t . Then give an argument using components.
29. If $\mathbf{r} = \langle x, y, z \rangle$ and $\mathbf{r}_0 = \langle x_0, y_0, z_0 \rangle$, describe the set of all points (x, y, z) such that $|\mathbf{r} - \mathbf{r}_0| = 1$.
30. If $\mathbf{r} = \langle x, y \rangle$, $\mathbf{r}_1 = \langle x_1, y_1 \rangle$, and $\mathbf{r}_2 = \langle x_2, y_2 \rangle$, describe the set of all points (x, y) such that $|\mathbf{r} - \mathbf{r}_1| + |\mathbf{r} - \mathbf{r}_2| = k$, where $k > |\mathbf{r}_1 - \mathbf{r}_2|$.
31. Figure 16 gives a geometric demonstration of Property 2 of vectors. Use components to give an algebraic proof of this fact for the case $n = 2$.
32. Prove Property 5 of vectors algebraically for the case $n = 3$. Then use similar triangles to give a geometric proof.
33. Use vectors to prove that the line joining the midpoints of two sides of a triangle is parallel to the third side and half its length.

10.3 THE DOT PRODUCT

So far we have added two vectors and multiplied a vector by a scalar. The question arises: Is it possible to multiply two vectors so that their product is a useful quantity? One such product is the dot product, whose definition follows. Another is the cross product, which is discussed in the next section.

1 DEFINITION If $\mathbf{a} = \langle a_1, a_2, a_3 \rangle$ and $\mathbf{b} = \langle b_1, b_2, b_3 \rangle$, then the **dot product** of \mathbf{a} and \mathbf{b} is the number $\mathbf{a} \cdot \mathbf{b}$ given by

$$\mathbf{a} \cdot \mathbf{b} = a_1b_1 + a_2b_2 + a_3b_3$$

Thus to find the dot product of \mathbf{a} and \mathbf{b} we multiply corresponding components and add. The result is not a vector. It is a real number, that is, a scalar. For this reason, the dot product is sometimes called the **scalar product** (or **inner product**). Although Definition 1 is given for three-dimensional vectors, the dot product of two-dimensional vectors is defined in a similar fashion:

$$\langle a_1, a_2 \rangle \cdot \langle b_1, b_2 \rangle = a_1b_1 + a_2b_2$$

EXAMPLE 1

$$\langle 2, 4 \rangle \cdot \langle 3, -1 \rangle = 2(3) + 4(-1) = 2$$

$$\langle -1, 7, 4 \rangle \cdot \langle 6, 2, -\frac{1}{2} \rangle = (-1)(6) + 7(2) + 4(-\frac{1}{2}) = 6$$

$$(\mathbf{i} + 2\mathbf{j} - 3\mathbf{k}) \cdot (2\mathbf{j} - \mathbf{k}) = 1(0) + 2(2) + (-3)(-1) = 7$$

The dot product obeys many of the laws that hold for ordinary products of real numbers. These are stated in the following theorem.

2 PROPERTIES OF THE DOT PRODUCT If \mathbf{a} , \mathbf{b} , and \mathbf{c} are vectors in V_3 and c is a scalar, then

$$1. \mathbf{a} \cdot \mathbf{a} = |\mathbf{a}|^2$$

$$2. \mathbf{a} \cdot \mathbf{b} = \mathbf{b} \cdot \mathbf{a}$$

$$3. \mathbf{a} \cdot (\mathbf{b} + \mathbf{c}) = \mathbf{a} \cdot \mathbf{b} + \mathbf{a} \cdot \mathbf{c}$$

$$4. (c\mathbf{a}) \cdot \mathbf{b} = c(\mathbf{a} \cdot \mathbf{b}) = \mathbf{a} \cdot (c\mathbf{b})$$

$$5. \mathbf{0} \cdot \mathbf{a} = 0$$

These properties are easily proved using Definition 1. For instance, here are the proofs of Properties 1 and 3:

$$1. \mathbf{a} \cdot \mathbf{a} = a_1^2 + a_2^2 + a_3^2 = |\mathbf{a}|^2$$

$$\begin{aligned} 3. \mathbf{a} \cdot (\mathbf{b} + \mathbf{c}) &= \langle a_1, a_2, a_3 \rangle \cdot \langle b_1 + c_1, b_2 + c_2, b_3 + c_3 \rangle \\ &= a_1(b_1 + c_1) + a_2(b_2 + c_2) + a_3(b_3 + c_3) \\ &= a_1b_1 + a_1c_1 + a_2b_2 + a_2c_2 + a_3b_3 + a_3c_3 \\ &= (a_1b_1 + a_2b_2 + a_3b_3) + (a_1c_1 + a_2c_2 + a_3c_3) \\ &= \mathbf{a} \cdot \mathbf{b} + \mathbf{a} \cdot \mathbf{c} \end{aligned}$$

The proofs of the remaining properties are left as exercises. \square

The dot product $\mathbf{a} \cdot \mathbf{b}$ can be given a geometric interpretation in terms of the **angle** θ **between** \mathbf{a} **and** \mathbf{b} , which is defined to be the angle between the representations of \mathbf{a} and \mathbf{b} that start at the origin, where $0 \leq \theta \leq \pi$. In other words, θ is the angle between the line segments \overrightarrow{OA} and \overrightarrow{OB} in Figure 1. Note that if \mathbf{a} and \mathbf{b} are parallel vectors, then $\theta = 0$ or $\theta = \pi$.

The formula in the following theorem is used by physicists as the *definition* of the dot product.

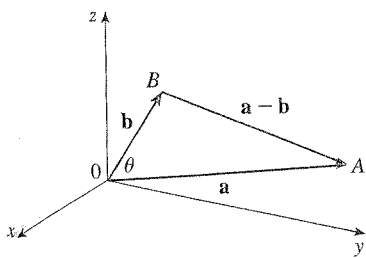


FIGURE 1

3 THEOREM If θ is the angle between the vectors \mathbf{a} and \mathbf{b} , then

$$\mathbf{a} \cdot \mathbf{b} = |\mathbf{a}| |\mathbf{b}| \cos \theta$$

PROOF If we apply the Law of Cosines to triangle OAB in Figure 1, we get

$$4 \quad |AB|^2 = |OA|^2 + |OB|^2 - 2|OA||OB| \cos \theta$$

(Observe that the Law of Cosines still applies in the limiting cases when $\theta = 0$ or π , or $\mathbf{a} = \mathbf{0}$ or $\mathbf{b} = \mathbf{0}$.) But $|OA| = |\mathbf{a}|$, $|OB| = |\mathbf{b}|$, and $|AB| = |\mathbf{a} - \mathbf{b}|$, so Equation 4 becomes

$$5 \quad |\mathbf{a} - \mathbf{b}|^2 = |\mathbf{a}|^2 + |\mathbf{b}|^2 - 2|\mathbf{a}||\mathbf{b}| \cos \theta$$

Using Properties 1, 2, and 3 of the dot product, we can rewrite the left side of this equation as follows:

$$\begin{aligned} |\mathbf{a} - \mathbf{b}|^2 &= (\mathbf{a} - \mathbf{b}) \cdot (\mathbf{a} - \mathbf{b}) = \mathbf{a} \cdot \mathbf{a} - \mathbf{a} \cdot \mathbf{b} - \mathbf{b} \cdot \mathbf{a} + \mathbf{b} \cdot \mathbf{b} \\ &= |\mathbf{a}|^2 - 2\mathbf{a} \cdot \mathbf{b} + |\mathbf{b}|^2 \end{aligned}$$

Therefore, Equation 5 gives

$$|\mathbf{a}|^2 - 2\mathbf{a} \cdot \mathbf{b} + |\mathbf{b}|^2 = |\mathbf{a}|^2 + |\mathbf{b}|^2 - 2|\mathbf{a}||\mathbf{b}| \cos \theta$$

Thus

$$-2\mathbf{a} \cdot \mathbf{b} = -2|\mathbf{a}||\mathbf{b}| \cos \theta$$

or

$$\mathbf{a} \cdot \mathbf{b} = |\mathbf{a}||\mathbf{b}| \cos \theta \quad \square$$

EXAMPLE 2 If the vectors \mathbf{a} and \mathbf{b} have lengths 4 and 6, and the angle between them is $\pi/3$, find $\mathbf{a} \cdot \mathbf{b}$.

SOLUTION Using Theorem 3, we have

$$\mathbf{a} \cdot \mathbf{b} = |\mathbf{a}||\mathbf{b}| \cos(\pi/3) = 4 \cdot 6 \cdot \frac{1}{2} = 12 \quad \blacksquare$$

The formula in Theorem 3 also enables us to find the angle between two vectors.

6 COROLLARY If θ is the angle between the nonzero vectors \mathbf{a} and \mathbf{b} , then

$$\cos \theta = \frac{\mathbf{a} \cdot \mathbf{b}}{|\mathbf{a}||\mathbf{b}|}$$

EXAMPLE 3 Find the angle between the vectors $\mathbf{a} = \langle 2, 2, -1 \rangle$ and $\mathbf{b} = \langle 5, -3, 2 \rangle$.

SOLUTION Since

$$|\mathbf{a}| = \sqrt{2^2 + 2^2 + (-1)^2} = 3 \quad \text{and} \quad |\mathbf{b}| = \sqrt{5^2 + (-3)^2 + 2^2} = \sqrt{38}$$

and since

$$\mathbf{a} \cdot \mathbf{b} = 2(5) + 2(-3) + (-1)(2) = 2$$

we have, from Corollary 6,

$$\cos \theta = \frac{\mathbf{a} \cdot \mathbf{b}}{|\mathbf{a}||\mathbf{b}|} = \frac{2}{3\sqrt{38}}$$

So the angle between \mathbf{a} and \mathbf{b} is

$$\theta = \cos^{-1}\left(\frac{2}{3\sqrt{38}}\right) \approx 1.46 \quad (\text{or } 84^\circ) \quad \blacksquare$$

Two nonzero vectors \mathbf{a} and \mathbf{b} are called **perpendicular** or **orthogonal** if the angle between them is $\theta = \pi/2$. Then Theorem 3 gives

$$\mathbf{a} \cdot \mathbf{b} = |\mathbf{a}||\mathbf{b}| \cos(\pi/2) = 0$$

and conversely if $\mathbf{a} \cdot \mathbf{b} = 0$, then $\cos \theta = 0$, so $\theta = \pi/2$. The zero vector $\mathbf{0}$ is considered to be perpendicular to all vectors. Therefore, we have the following method for determining whether two vectors are orthogonal.



Two vectors \mathbf{a} and \mathbf{b} are orthogonal if and only if $\mathbf{a} \cdot \mathbf{b} = 0$.

EXAMPLE 4 Show that $2\mathbf{i} + 2\mathbf{j} - \mathbf{k}$ is perpendicular to $5\mathbf{i} - 4\mathbf{j} + 2\mathbf{k}$.

SOLUTION Since

$$(2\mathbf{i} + 2\mathbf{j} - \mathbf{k}) \cdot (5\mathbf{i} - 4\mathbf{j} + 2\mathbf{k}) = 2(5) + 2(-4) + (-1)(2) = 0$$

these vectors are perpendicular by (7). ■

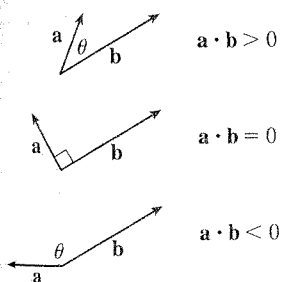


FIGURE 2

Because $\cos \theta > 0$ if $0 \leq \theta < \pi/2$ and $\cos \theta < 0$ if $\pi/2 < \theta \leq \pi$, we see that $\mathbf{a} \cdot \mathbf{b}$ is positive for $\theta < \pi/2$ and negative for $\theta > \pi/2$. We can think of $\mathbf{a} \cdot \mathbf{b}$ as measuring the extent to which \mathbf{a} and \mathbf{b} point in the same direction. The dot product $\mathbf{a} \cdot \mathbf{b}$ is positive if \mathbf{a} and \mathbf{b} point in the same general direction, 0 if they are perpendicular, and negative if they point in generally opposite directions (see Figure 2). In the extreme case where \mathbf{a} and \mathbf{b} point in exactly the same direction, we have $\theta = 0$, so $\cos \theta = 1$ and

$$\mathbf{a} \cdot \mathbf{b} = |\mathbf{a}||\mathbf{b}|$$

If \mathbf{a} and \mathbf{b} point in exactly opposite directions, then $\theta = \pi$ and so $\cos \theta = -1$ and $\mathbf{a} \cdot \mathbf{b} = -|\mathbf{a}||\mathbf{b}|$.

PROJECTIONS

Figure 3 shows representations \vec{PQ} and \vec{PR} of two vectors \mathbf{a} and \mathbf{b} with the same initial point P . If S is the foot of the perpendicular from R to the line containing \vec{PQ} , then the vector with representation \vec{PS} is called the **vector projection** of \mathbf{b} onto \mathbf{a} and is

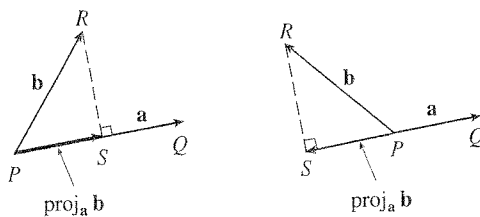


FIGURE 3
Vector projections



Visual 10.3A shows an animation of Figure 2.



Visual 10.3B shows how Figure 3 changes when we vary \mathbf{a} and \mathbf{b} .

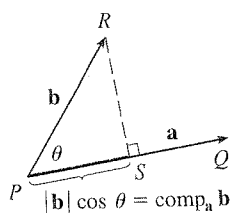


FIGURE 4
Scalar projection

denoted by $\text{proj}_a \mathbf{b}$. (You can think of it as a shadow of \mathbf{b}). The **scalar projection** of \mathbf{b} onto \mathbf{a} (also called the **component of \mathbf{b} along \mathbf{a}**) is defined to be numerically the length of the vector projection, which is the number $|\mathbf{b}| \cos \theta$, where θ is the angle between \mathbf{a} and \mathbf{b} . (See Figure 4.) This is denoted by $\text{comp}_a \mathbf{b}$. Observe that it is negative if $\pi/2 < \theta \leq \pi$.

The equation

$$\mathbf{a} \cdot \mathbf{b} = |\mathbf{a}| |\mathbf{b}| \cos \theta = |\mathbf{a}| (|\mathbf{b}| \cos \theta)$$

shows that the dot product of \mathbf{a} and \mathbf{b} can be interpreted as the length of \mathbf{a} times the scalar projection of \mathbf{b} onto \mathbf{a} . Since

$$|\mathbf{b}| \cos \theta = \frac{\mathbf{a} \cdot \mathbf{b}}{|\mathbf{a}|} = \frac{\mathbf{a}}{|\mathbf{a}|} \cdot \mathbf{b}$$

the component of \mathbf{b} along \mathbf{a} can be computed by taking the dot product of \mathbf{b} with the unit vector in the direction of \mathbf{a} . To summarize:

Scalar projection of \mathbf{b} onto \mathbf{a} : $\text{comp}_a \mathbf{b} = \frac{\mathbf{a} \cdot \mathbf{b}}{ \mathbf{a} }$
Vector projection of \mathbf{b} onto \mathbf{a} : $\text{proj}_a \mathbf{b} = \left(\frac{\mathbf{a} \cdot \mathbf{b}}{ \mathbf{a} } \right) \frac{\mathbf{a}}{ \mathbf{a} } = \frac{\mathbf{a} \cdot \mathbf{b}}{ \mathbf{a} ^2} \mathbf{a}$

Notice that the vector projection is the scalar projection times the unit vector in the direction of \mathbf{a} .

EXAMPLE 5 Find the scalar projection and vector projection of $\mathbf{b} = \langle 1, 1, 2 \rangle$ onto $\mathbf{a} = \langle -2, 3, 1 \rangle$.

SOLUTION Since $|\mathbf{a}| = \sqrt{(-2)^2 + 3^2 + 1^2} = \sqrt{14}$, the scalar projection of \mathbf{b} onto \mathbf{a} is

$$\text{comp}_a \mathbf{b} = \frac{\mathbf{a} \cdot \mathbf{b}}{|\mathbf{a}|} = \frac{(-2)(1) + 3(1) + 1(2)}{\sqrt{14}} = \frac{3}{\sqrt{14}}$$

The vector projection is this scalar projection times the unit vector in the direction of \mathbf{a} :

$$\text{proj}_a \mathbf{b} = \frac{3}{\sqrt{14}} \frac{\mathbf{a}}{|\mathbf{a}|} = \frac{3}{14} \mathbf{a} = \left\langle -\frac{3}{7}, \frac{9}{14}, \frac{3}{14} \right\rangle$$

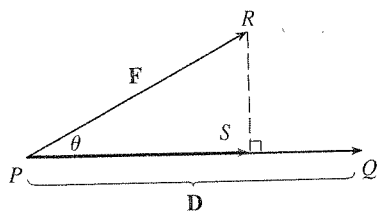


FIGURE 5

One use of projections occurs in physics in calculating work. In Section 7.5 we defined the work done by a constant force F in moving an object through a distance d as $W = Fd$, but this applies only when the force is directed along the line of motion of the object. Suppose, however, that the constant force is a vector $\mathbf{F} = \overrightarrow{PR}$ pointing in some other direction as in Figure 5. If the force moves the object from P to Q , then the **displacement vector** is $\mathbf{D} = \overrightarrow{PQ}$. The **work** done by this force is defined to be the product of the component of the force along \mathbf{D} and the distance moved:

$$W = (|\mathbf{F}| \cos \theta) |\mathbf{D}|$$

But then, from Theorem 3, we have

$$\boxed{8} \quad W = |\mathbf{F}| |\mathbf{D}| \cos \theta = \mathbf{F} \cdot \mathbf{D}$$

Thus the work done by a constant force \mathbf{F} is the dot product $\mathbf{F} \cdot \mathbf{D}$, where \mathbf{D} is the displacement vector.

EXAMPLE 6 A crate is hauled 8 m up a ramp under a constant force of 200 N applied at an angle of 25° to the ramp. Find the work done.

SOLUTION If \mathbf{F} and \mathbf{D} are the force and displacement vectors, as pictured in Figure 6, then the work done is

$$\begin{aligned} W &= \mathbf{F} \cdot \mathbf{D} = |\mathbf{F}| |\mathbf{D}| \cos 25^\circ \\ &= (200)(8) \cos 25^\circ \approx 1450 \text{ N}\cdot\text{m} = 1450 \text{ J} \end{aligned}$$

EXAMPLE 7 A force is given by a vector $\mathbf{F} = 3\mathbf{i} + 4\mathbf{j} + 5\mathbf{k}$ and moves a particle from the point $P(2, 1, 0)$ to the point $Q(4, 6, 2)$. Find the work done.

SOLUTION The displacement vector is $\mathbf{D} = \vec{PQ} = \langle 2, 5, 2 \rangle$, so by Equation 8, the work done is

$$\begin{aligned} W &= \mathbf{F} \cdot \mathbf{D} = \langle 3, 4, 5 \rangle \cdot \langle 2, 5, 2 \rangle \\ &= 6 + 20 + 10 = 36 \end{aligned}$$

If the unit of length is meters and the magnitude of the force is measured in newtons, then the work done is 36 J.

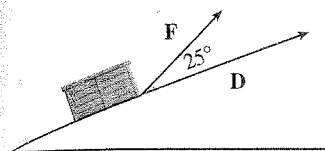


FIGURE 6

10.3 EXERCISES

1. Which of the following expressions are meaningful? Which are meaningless? Explain.

- (a) $(\mathbf{a} \cdot \mathbf{b}) \cdot \mathbf{c}$ (b) $(\mathbf{a} \cdot \mathbf{b})\mathbf{c}$
 (c) $|\mathbf{a}|(\mathbf{b} \cdot \mathbf{c})$ (d) $\mathbf{a} \cdot (\mathbf{b} + \mathbf{c})$
 (e) $\mathbf{a} \cdot \mathbf{b} + \mathbf{c}$ (f) $|\mathbf{a}| \cdot (\mathbf{b} + \mathbf{c})$

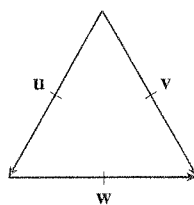
2. Find the dot product of two vectors if their lengths are 6 and $\frac{1}{3}$ and the angle between them is $\pi/4$.

3–8 ■ Find $\mathbf{a} \cdot \mathbf{b}$.

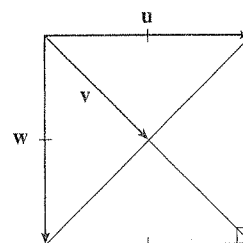
3. $|\mathbf{a}| = 6$, $|\mathbf{b}| = 5$, the angle between \mathbf{a} and \mathbf{b} is $2\pi/3$
 4. $\mathbf{a} = \langle -2, 3 \rangle$, $\mathbf{b} = \langle 0.7, 1.2 \rangle$
 5. $\mathbf{a} = \langle 4, 1, \frac{1}{4} \rangle$, $\mathbf{b} = \langle 6, -3, -8 \rangle$
 6. $\mathbf{a} = \langle s, 2s, 3s \rangle$, $\mathbf{b} = \langle t, -t, 5t \rangle$
 7. $\mathbf{a} = \mathbf{i} - 2\mathbf{j} + 3\mathbf{k}$, $\mathbf{b} = 5\mathbf{i} + 9\mathbf{k}$
 8. $\mathbf{a} = 4\mathbf{j} - 3\mathbf{k}$, $\mathbf{b} = 2\mathbf{i} + 4\mathbf{j} + 6\mathbf{k}$

9–10 ■ If \mathbf{u} is a unit vector, find $\mathbf{u} \cdot \mathbf{v}$ and $\mathbf{u} \cdot \mathbf{w}$.

9.



10.



11. (a) Show that $\mathbf{i} \cdot \mathbf{j} = \mathbf{j} \cdot \mathbf{k} = \mathbf{k} \cdot \mathbf{i} = 0$.
 (b) Show that $\mathbf{i} \cdot \mathbf{i} = \mathbf{j} \cdot \mathbf{j} = \mathbf{k} \cdot \mathbf{k} = 1$.

12. A street vendor sells a hamburgers, b hot dogs, and c soft drinks on a given day. He charges \$2 for a hamburger, \$1.50 for a hot dog, and \$1 for a soft drink. If $\mathbf{A} = \langle a, b, c \rangle$ and $\mathbf{P} = \langle 2, 1.5, 1 \rangle$, what is the meaning of the dot product $\mathbf{A} \cdot \mathbf{P}$?

13–15 ■ Find the angle between the vectors. (First find an exact expression and then approximate to the nearest degree.)

13. $\mathbf{a} = \langle -8, 6 \rangle$, $\mathbf{b} = \langle \sqrt{7}, 3 \rangle$

14. $\mathbf{a} = \langle 4, 0, 2 \rangle$, $\mathbf{b} = \langle 2, -1, 0 \rangle$

15. $\mathbf{a} = \mathbf{j} + \mathbf{k}$, $\mathbf{b} = \mathbf{i} + 2\mathbf{j} - 3\mathbf{k}$

16. Find, correct to the nearest degree, the three angles of the triangle with vertices $D(0, 1, 1)$, $E(-2, 4, 3)$, and $F(1, 2, -1)$.

17–18 ■ Determine whether the given vectors are orthogonal, parallel, or neither.

17. (a) $\mathbf{a} = \langle -5, 3, 7 \rangle$, $\mathbf{b} = \langle 6, -8, 2 \rangle$

(b) $\mathbf{a} = \langle 4, 6 \rangle$, $\mathbf{b} = \langle -3, 2 \rangle$

(c) $\mathbf{a} = -\mathbf{i} + 2\mathbf{j} + 5\mathbf{k}$, $\mathbf{b} = 3\mathbf{i} + 4\mathbf{j} - \mathbf{k}$

(d) $\mathbf{a} = 2\mathbf{i} + 6\mathbf{j} - 4\mathbf{k}$, $\mathbf{b} = -3\mathbf{i} - 9\mathbf{j} + 6\mathbf{k}$

18. (a) $\mathbf{u} = \langle -3, 9, 6 \rangle$, $\mathbf{v} = \langle 4, -12, -8 \rangle$

(b) $\mathbf{u} = \mathbf{i} - \mathbf{j} + 2\mathbf{k}$, $\mathbf{v} = 2\mathbf{i} - \mathbf{j} + \mathbf{k}$

(c) $\mathbf{u} = \langle a, b, c \rangle$, $\mathbf{v} = \langle -b, a, 0 \rangle$

19. Use vectors to decide whether the triangle with vertices $P(1, -3, -2)$, $Q(2, 0, -4)$, and $R(6, -2, -5)$ is right-angled.

20. For what values of b are the vectors $\langle -6, b, 2 \rangle$ and $\langle b, b^2, b \rangle$ orthogonal?

21. Find a unit vector that is orthogonal to both $\mathbf{i} + \mathbf{j}$ and $\mathbf{i} + \mathbf{k}$.

22. Find two unit vectors that make an angle of 60° with $\mathbf{v} = \langle 3, 4 \rangle$.

23–26 ■ Find the scalar and vector projections of \mathbf{b} onto \mathbf{a} .

23. $\mathbf{a} = \langle 3, -4 \rangle$, $\mathbf{b} = \langle 5, 0 \rangle$

24. $\mathbf{a} = \langle 1, 2 \rangle$, $\mathbf{b} = \langle -4, 1 \rangle$

25. $\mathbf{a} = \langle 3, 6, -2 \rangle$, $\mathbf{b} = \langle 1, 2, 3 \rangle$

26. $\mathbf{a} = \mathbf{i} + \mathbf{j} + \mathbf{k}$, $\mathbf{b} = \mathbf{i} - \mathbf{j} + \mathbf{k}$

27. Show that the vector $\text{orth}_a \mathbf{b} = \mathbf{b} - \text{proj}_a \mathbf{b}$ is orthogonal to \mathbf{a} . (It is called an **orthogonal projection** of \mathbf{b} .)

28. For the vectors in Exercise 24, find $\text{orth}_a \mathbf{b}$ and illustrate by drawing the vectors \mathbf{a} , \mathbf{b} , $\text{proj}_a \mathbf{b}$, and $\text{orth}_a \mathbf{b}$.

29. If $\mathbf{a} = \langle 3, 0, -1 \rangle$, find a vector \mathbf{b} such that $\text{comp}_a \mathbf{b} = 2$.

30. Suppose that \mathbf{a} and \mathbf{b} are nonzero vectors.

(a) Under what circumstances is $\text{comp}_a \mathbf{b} = \text{comp}_b \mathbf{a}$?

(b) Under what circumstances is $\text{proj}_a \mathbf{b} = \text{proj}_b \mathbf{a}$?

31. A constant force with vector representation $\mathbf{F} = 10\mathbf{i} + 18\mathbf{j} - 6\mathbf{k}$ moves an object along a straight line

from the point $(2, 3, 0)$ to the point $(4, 9, 15)$. Find the work done if the distance is measured in meters and the magnitude of the force is measured in newtons.

32. Find the work done by a force of 20 lb acting in the direction $N50^\circ W$ in moving an object 4 ft due west.

33. A woman exerts a horizontal force of 25 lb on a crate as she pushes it up a ramp that is 10 ft long and inclined at an angle of 20° above the horizontal. Find the work done on the box.

34. A wagon is pulled a distance of 100 m along a horizontal path by a constant force of 50 N. The handle of the wagon is held at an angle of 30° above the horizontal. How much work is done?

35. Use a scalar projection to show that the distance from a point $P_1(x_1, y_1)$ to the line $ax + by + c = 0$ is

$$\frac{|ax_1 + by_1 + c|}{\sqrt{a^2 + b^2}}$$

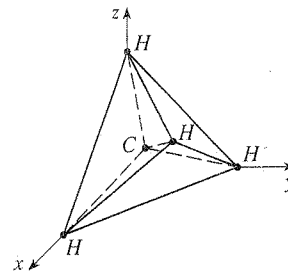
Use this formula to find the distance from the point $(-2, 3)$ to the line $3x - 4y + 5 = 0$.

36. If $\mathbf{r} = \langle x, y, z \rangle$, $\mathbf{a} = \langle a_1, a_2, a_3 \rangle$, and $\mathbf{b} = \langle b_1, b_2, b_3 \rangle$, show that the vector equation $(\mathbf{r} - \mathbf{a}) \cdot (\mathbf{r} - \mathbf{b}) = 0$ represents a sphere, and find its center and radius.

37. Find the angle between a diagonal of a cube and one of its edges.

38. Find the angle between a diagonal of a cube and a diagonal of one of its faces.

39. A molecule of methane, CH_4 , is structured with the four hydrogen atoms at the vertices of a regular tetrahedron and the carbon atom at the centroid. The *bond angle* is the angle formed by the H—C—H combination; it is the angle between the lines that join the carbon atom to two of the hydrogen atoms. Show that the bond angle is about 109.5° . [Hint: Take the vertices of the tetrahedron to be the points $(1, 0, 0)$, $(0, 1, 0)$, $(0, 0, 1)$, and $(1, 1, 1)$ as shown in the figure. Then the centroid is $(\frac{1}{2}, \frac{1}{2}, \frac{1}{2})$.]



40. If $\mathbf{c} = |\mathbf{a}|\mathbf{b} + |\mathbf{b}|\mathbf{a}$, where \mathbf{a} , \mathbf{b} , and \mathbf{c} are all nonzero vectors, show that \mathbf{c} bisects the angle between \mathbf{a} and \mathbf{b} .

41. Prove Properties 2, 4, and 5 of the dot product (Theorem 2).

42. Suppose that all sides of a quadrilateral are equal in length and opposite sides are parallel. Use vector methods to show that the diagonals are perpendicular.

43. Use Theorem 3 to prove the Cauchy-Schwarz Inequality:

$$|\mathbf{a} \cdot \mathbf{b}| \leq |\mathbf{a}| |\mathbf{b}|$$

44. The Triangle Inequality for vectors is

$$|\mathbf{a} + \mathbf{b}| \leq |\mathbf{a}| + |\mathbf{b}|$$

(a) Give a geometric interpretation of the Triangle Inequality.

(b) Use the Cauchy-Schwarz Inequality from Exercise 43 to prove the Triangle Inequality. [Hint: Use the fact that $|\mathbf{a} + \mathbf{b}|^2 = (\mathbf{a} + \mathbf{b}) \cdot (\mathbf{a} + \mathbf{b})$ and use Property 3 of the dot product.]

45. The Parallelogram Law states that

$$|\mathbf{a} + \mathbf{b}|^2 + |\mathbf{a} - \mathbf{b}|^2 = 2|\mathbf{a}|^2 + 2|\mathbf{b}|^2$$

(a) Give a geometric interpretation of the Parallelogram Law.

(b) Prove the Parallelogram Law. (See the hint in Exercise 44.)

10.4 THE CROSS PRODUCT

The **cross product** $\mathbf{a} \times \mathbf{b}$ of two vectors \mathbf{a} and \mathbf{b} , unlike the dot product, is a vector. For this reason it is also called the **vector product**. Note that $\mathbf{a} \times \mathbf{b}$ is defined only when \mathbf{a} and \mathbf{b} are *three-dimensional* vectors.

DEFINITION If $\mathbf{a} = \langle a_1, a_2, a_3 \rangle$ and $\mathbf{b} = \langle b_1, b_2, b_3 \rangle$, then the **cross product** of \mathbf{a} and \mathbf{b} is the vector

$$\mathbf{a} \times \mathbf{b} = \langle a_2b_3 - a_3b_2, a_3b_1 - a_1b_3, a_1b_2 - a_2b_1 \rangle$$

This may seem like a strange way of defining a product. The reason for the particular form of Definition 1 is that the cross product defined in this way has many useful properties, as we will soon see. In particular, we will show that the vector $\mathbf{a} \times \mathbf{b}$ is perpendicular to both \mathbf{a} and \mathbf{b} .

In order to make Definition 1 easier to remember, we use the notation of determinants. A **determinant of order 2** is defined by

$$\begin{vmatrix} a & b \\ c & d \end{vmatrix} = ad - bc$$

For example, $\begin{vmatrix} 2 & 1 \\ -6 & 4 \end{vmatrix} = 2(4) - 1(-6) = 14$

A **determinant of order 3** can be defined in terms of second-order determinants as follows:

$$\begin{vmatrix} a_1 & a_2 & a_3 \\ b_1 & b_2 & b_3 \\ c_1 & c_2 & c_3 \end{vmatrix} = a_1 \begin{vmatrix} b_2 & b_3 \\ c_2 & c_3 \end{vmatrix} - a_2 \begin{vmatrix} b_1 & b_3 \\ c_1 & c_3 \end{vmatrix} + a_3 \begin{vmatrix} b_1 & b_2 \\ c_1 & c_2 \end{vmatrix}$$

Observe that each term on the right side of Equation 2 involves a number a_i in the first row of the determinant, and a_i is multiplied by the second-order determinant obtained from the left side by deleting the row and column in which a_i appears. Notice also the

minus sign in the second term. For example,

$$\begin{aligned} \begin{vmatrix} 1 & 2 & -1 \\ 3 & 0 & 1 \\ -5 & 4 & 2 \end{vmatrix} &= 1 \begin{vmatrix} 0 & 1 \\ 4 & 2 \end{vmatrix} - 2 \begin{vmatrix} 3 & 1 \\ -5 & 2 \end{vmatrix} + (-1) \begin{vmatrix} 3 & 0 \\ -5 & 4 \end{vmatrix} \\ &= 1(0 - 4) - 2(6 + 5) + (-1)(12 - 0) = -38 \end{aligned}$$

If we now rewrite Definition 1 using second-order determinants and the standard basis vectors \mathbf{i} , \mathbf{j} , and \mathbf{k} , we see that the cross product of $\mathbf{a} = a_1\mathbf{i} + a_2\mathbf{j} + a_3\mathbf{k}$ and $\mathbf{b} = b_1\mathbf{i} + b_2\mathbf{j} + b_3\mathbf{k}$ is

$$\boxed{3} \quad \mathbf{a} \times \mathbf{b} = \begin{vmatrix} a_2 & a_3 \\ b_2 & b_3 \end{vmatrix} \mathbf{i} - \begin{vmatrix} a_1 & a_3 \\ b_1 & b_3 \end{vmatrix} \mathbf{j} + \begin{vmatrix} a_1 & a_2 \\ b_1 & b_2 \end{vmatrix} \mathbf{k}$$

In view of the similarity between Equations 2 and 3, we often write

$$\boxed{4} \quad \mathbf{a} \times \mathbf{b} = \begin{vmatrix} \mathbf{i} & \mathbf{j} & \mathbf{k} \\ a_1 & a_2 & a_3 \\ b_1 & b_2 & b_3 \end{vmatrix}$$

Although the first row of the symbolic determinant in Equation 4 consists of vectors, if we expand it as if it were an ordinary determinant using the rule in Equation 2, we obtain Equation 3. The symbolic formula in Equation 4 is probably the easiest way of remembering and computing cross products.

EXAMPLE 1 If $\mathbf{a} = \langle 1, 3, 4 \rangle$ and $\mathbf{b} = \langle 2, 7, -5 \rangle$, then

$$\begin{aligned} \mathbf{a} \times \mathbf{b} &= \begin{vmatrix} \mathbf{i} & \mathbf{j} & \mathbf{k} \\ 1 & 3 & 4 \\ 2 & 7 & -5 \end{vmatrix} = \begin{vmatrix} 3 & 4 \\ 7 & -5 \end{vmatrix} \mathbf{i} - \begin{vmatrix} 1 & 4 \\ 2 & -5 \end{vmatrix} \mathbf{j} + \begin{vmatrix} 1 & 3 \\ 2 & 7 \end{vmatrix} \mathbf{k} \\ &= (-15 - 28)\mathbf{i} - (-5 - 8)\mathbf{j} + (7 - 6)\mathbf{k} = -43\mathbf{i} + 13\mathbf{j} + \mathbf{k} \end{aligned}$$

EXAMPLE 2 Show that $\mathbf{a} \times \mathbf{a} = \mathbf{0}$ for any vector \mathbf{a} in V_3 .

SOLUTION If $\mathbf{a} = \langle a_1, a_2, a_3 \rangle$, then

$$\begin{aligned} \mathbf{a} \times \mathbf{a} &= \begin{vmatrix} \mathbf{i} & \mathbf{j} & \mathbf{k} \\ a_1 & a_2 & a_3 \\ a_1 & a_2 & a_3 \end{vmatrix} \\ &= (a_2a_3 - a_3a_2)\mathbf{i} - (a_1a_3 - a_3a_1)\mathbf{j} + (a_1a_2 - a_2a_1)\mathbf{k} \\ &= 0\mathbf{i} - 0\mathbf{j} + 0\mathbf{k} = \mathbf{0} \end{aligned}$$

One of the most important properties of the cross product is given by the following theorem.

5 THEOREM The vector $\mathbf{a} \times \mathbf{b}$ is orthogonal to both \mathbf{a} and \mathbf{b} .

PROOF In order to show that $\mathbf{a} \times \mathbf{b}$ is orthogonal to \mathbf{a} , we compute their dot product as follows:

$$\begin{aligned}(\mathbf{a} \times \mathbf{b}) \cdot \mathbf{a} &= \begin{vmatrix} a_2 & a_3 \\ b_2 & b_3 \end{vmatrix} a_1 - \begin{vmatrix} a_1 & a_3 \\ b_1 & b_3 \end{vmatrix} a_2 + \begin{vmatrix} a_1 & a_2 \\ b_1 & b_2 \end{vmatrix} a_3 \\ &= a_1(a_2b_3 - a_3b_2) - a_2(a_1b_3 - a_3b_1) + a_3(a_1b_2 - a_2b_1) \\ &= a_1a_2b_3 - a_1b_2a_3 - a_1a_2b_3 + b_1a_2a_3 + a_1b_2a_3 - b_1a_2a_3 \\ &= 0\end{aligned}$$

A similar computation shows that $(\mathbf{a} \times \mathbf{b}) \cdot \mathbf{b} = 0$. Therefore, $\mathbf{a} \times \mathbf{b}$ is orthogonal to both \mathbf{a} and \mathbf{b} . \square

If \mathbf{a} and \mathbf{b} are represented by directed line segments with the same initial point (as in Figure 1), then Theorem 5 says that the cross product $\mathbf{a} \times \mathbf{b}$ points in a direction perpendicular to the plane through \mathbf{a} and \mathbf{b} . It turns out that the direction of $\mathbf{a} \times \mathbf{b}$ is given by the *right-hand rule*: If the fingers of your right hand curl in the direction of a rotation (through an angle less than 180°) from \mathbf{a} to \mathbf{b} , then your thumb points in the direction of $\mathbf{a} \times \mathbf{b}$.

Now that we know the direction of the vector $\mathbf{a} \times \mathbf{b}$, the remaining thing we need to complete its geometric description is its length $|\mathbf{a} \times \mathbf{b}|$. This is given by the following theorem.

6 THEOREM If θ is the angle between \mathbf{a} and \mathbf{b} (so $0 \leq \theta \leq \pi$), then

$$|\mathbf{a} \times \mathbf{b}| = |\mathbf{a}| |\mathbf{b}| \sin \theta$$

PROOF From the definitions of the cross product and length of a vector, we have

$$\begin{aligned}|\mathbf{a} \times \mathbf{b}|^2 &= (a_2b_3 - a_3b_2)^2 + (a_3b_1 - a_1b_3)^2 + (a_1b_2 - a_2b_1)^2 \\ &= a_2^2b_3^2 - 2a_2a_3b_2b_3 + a_3^2b_2^2 + a_3^2b_1^2 - 2a_1a_3b_1b_3 + a_1^2b_3^2 \\ &\quad + a_1^2b_2^2 - 2a_1a_2b_1b_2 + a_2^2b_1^2 \\ &= (a_1^2 + a_2^2 + a_3^2)(b_1^2 + b_2^2 + b_3^2) - (a_1b_1 + a_2b_2 + a_3b_3)^2 \\ &= |\mathbf{a}|^2 |\mathbf{b}|^2 - (\mathbf{a} \cdot \mathbf{b})^2 \\ &= |\mathbf{a}|^2 |\mathbf{b}|^2 - |\mathbf{a}|^2 |\mathbf{b}|^2 \cos^2 \theta \quad (\text{by Theorem 10.3.3}) \\ &= |\mathbf{a}|^2 |\mathbf{b}|^2 (1 - \cos^2 \theta) \\ &= |\mathbf{a}|^2 |\mathbf{b}|^2 \sin^2 \theta\end{aligned}$$

Taking square roots and observing that $\sqrt{\sin^2 \theta} = \sin \theta$ because $\sin \theta \geq 0$ when $0 \leq \theta \leq \pi$, we have

$$|\mathbf{a} \times \mathbf{b}| = |\mathbf{a}| |\mathbf{b}| \sin \theta \quad \square$$

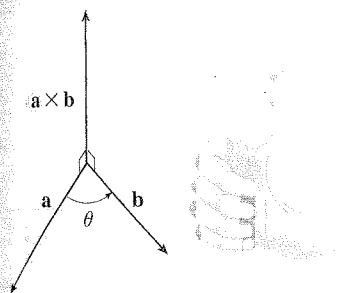


FIGURE 1
The right-hand rule gives the direction of $\mathbf{a} \times \mathbf{b}$.



Visual 10.4 shows how $\mathbf{a} \times \mathbf{b}$ changes as \mathbf{b} changes.

Geometric characterization of $\mathbf{a} \times \mathbf{b}$

Since a vector is completely determined by its magnitude and direction, we can now say that $\mathbf{a} \times \mathbf{b}$ is the vector that is perpendicular to both \mathbf{a} and \mathbf{b} , whose orientation is determined by the right-hand rule, and whose length is $|\mathbf{a}||\mathbf{b}|\sin\theta$. In fact, that is exactly how physicists *define* $\mathbf{a} \times \mathbf{b}$.

COROLLARY Two nonzero vectors \mathbf{a} and \mathbf{b} are parallel if and only if

$$\mathbf{a} \times \mathbf{b} = \mathbf{0}$$

PROOF Two nonzero vectors \mathbf{a} and \mathbf{b} are parallel if and only if $\theta = 0$ or π . In either case $\sin\theta = 0$, so $|\mathbf{a} \times \mathbf{b}| = 0$ and therefore $\mathbf{a} \times \mathbf{b} = \mathbf{0}$. \square

The geometric interpretation of Theorem 6 can be seen by looking at Figure 2. If \mathbf{a} and \mathbf{b} are represented by directed line segments with the same initial point, then they determine a parallelogram with base $|\mathbf{a}|$, altitude $|\mathbf{b}|\sin\theta$, and area

$$A = |\mathbf{a}|(|\mathbf{b}|\sin\theta) = |\mathbf{a} \times \mathbf{b}|$$

Thus we have the following way of interpreting the magnitude of a cross product:

The length of the cross product $\mathbf{a} \times \mathbf{b}$ is equal to the area of the parallelogram determined by \mathbf{a} and \mathbf{b} .

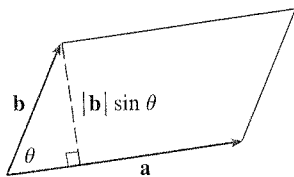


FIGURE 2

EXAMPLE 3 Find a vector perpendicular to the plane that passes through the points $P(1, 4, 6)$, $Q(-2, 5, -1)$, and $R(1, -1, 1)$.

SOLUTION The vector $\vec{PQ} \times \vec{PR}$ is perpendicular to both \vec{PQ} and \vec{PR} and is therefore perpendicular to the plane through P , Q , and R . We know from (10.2.1) that

$$\vec{PQ} = (-2 - 1)\mathbf{i} + (5 - 4)\mathbf{j} + (-1 - 6)\mathbf{k} = -3\mathbf{i} + \mathbf{j} - 7\mathbf{k}$$

$$\vec{PR} = (1 - 1)\mathbf{i} + (-1 - 4)\mathbf{j} + (1 - 6)\mathbf{k} = -5\mathbf{j} - 5\mathbf{k}$$

We compute the cross product of these vectors:

$$\begin{aligned} \vec{PQ} \times \vec{PR} &= \begin{vmatrix} \mathbf{i} & \mathbf{j} & \mathbf{k} \\ -3 & 1 & -7 \\ 0 & -5 & -5 \end{vmatrix} \\ &= (-5 - 35)\mathbf{i} - (15 - 0)\mathbf{j} + (15 - 0)\mathbf{k} = -40\mathbf{i} - 15\mathbf{j} + 15\mathbf{k} \end{aligned}$$

So the vector $\langle -40, -15, 15 \rangle$ is perpendicular to the given plane. Any nonzero scalar multiple of this vector, such as $\langle -8, -3, 3 \rangle$, is also perpendicular to the plane.

EXAMPLE 4 Find the area of the triangle with vertices $P(1, 4, 6)$, $Q(-2, 5, -1)$, and $R(1, -1, 1)$.

SOLUTION In Example 3 we computed that $\vec{PQ} \times \vec{PR} = \langle -40, -15, 15 \rangle$. The area of the parallelogram with adjacent sides PQ and PR is the length of this cross

product:

$$|\vec{PQ} \times \vec{PR}| = \sqrt{(-40)^2 + (-15)^2 + 15^2} = 5\sqrt{82}$$

The area A of the triangle PQR is half the area of this parallelogram, that is, $\frac{5}{2}\sqrt{82}$. ■

If we apply Theorems 5 and 6 to the standard basis vectors \mathbf{i} , \mathbf{j} , and \mathbf{k} using $\theta = \pi/2$, we obtain

$$\begin{array}{lll} \mathbf{i} \times \mathbf{j} = \mathbf{k} & \mathbf{j} \times \mathbf{k} = \mathbf{i} & \mathbf{k} \times \mathbf{i} = \mathbf{j} \\ \mathbf{j} \times \mathbf{i} = -\mathbf{k} & \mathbf{k} \times \mathbf{j} = -\mathbf{i} & \mathbf{i} \times \mathbf{k} = -\mathbf{j} \end{array}$$

Observe that

$$\otimes \quad \mathbf{i} \times \mathbf{j} \neq \mathbf{j} \times \mathbf{i}$$

Thus the cross product is not commutative. Also

$$\mathbf{i} \times (\mathbf{i} \times \mathbf{j}) = \mathbf{i} \times \mathbf{k} = -\mathbf{j}$$

whereas

$$(\mathbf{i} \times \mathbf{i}) \times \mathbf{j} = \mathbf{0} \times \mathbf{j} = \mathbf{0}$$

So the associative law for multiplication does not usually hold; that is, in general,

$$\otimes \quad (\mathbf{a} \times \mathbf{b}) \times \mathbf{c} \neq \mathbf{a} \times (\mathbf{b} \times \mathbf{c})$$

However, some of the usual laws of algebra *do* hold for cross products. The following theorem summarizes the properties of vector products.

THEOREM If \mathbf{a} , \mathbf{b} , and \mathbf{c} are vectors and c is a scalar, then

1. $\mathbf{a} \times \mathbf{b} = -\mathbf{b} \times \mathbf{a}$
2. $(c\mathbf{a}) \times \mathbf{b} = c(\mathbf{a} \times \mathbf{b}) = \mathbf{a} \times (c\mathbf{b})$
3. $\mathbf{a} \times (\mathbf{b} + \mathbf{c}) = \mathbf{a} \times \mathbf{b} + \mathbf{a} \times \mathbf{c}$
4. $(\mathbf{a} + \mathbf{b}) \times \mathbf{c} = \mathbf{a} \times \mathbf{c} + \mathbf{b} \times \mathbf{c}$
5. $\mathbf{a} \cdot (\mathbf{b} \times \mathbf{c}) = (\mathbf{a} \times \mathbf{b}) \cdot \mathbf{c}$
6. $\mathbf{a} \times (\mathbf{b} \times \mathbf{c}) = (\mathbf{a} \cdot \mathbf{c})\mathbf{b} - (\mathbf{a} \cdot \mathbf{b})\mathbf{c}$

These properties can be proved by writing the vectors in terms of their components and using the definition of a cross product. We give the proof of Property 5 and leave the remaining proofs as exercises.

PROOF OF PROPERTY 5 If $\mathbf{a} = \langle a_1, a_2, a_3 \rangle$, $\mathbf{b} = \langle b_1, b_2, b_3 \rangle$, and $\mathbf{c} = \langle c_1, c_2, c_3 \rangle$, then

$$\begin{aligned} \otimes \quad \mathbf{a} \cdot (\mathbf{b} \times \mathbf{c}) &= a_1(b_2c_3 - b_3c_2) + a_2(b_3c_1 - b_1c_3) + a_3(b_1c_2 - b_2c_1) \\ &= a_1b_2c_3 - a_1b_3c_2 + a_2b_3c_1 - a_2b_1c_3 + a_3b_1c_2 - a_3b_2c_1 \\ &= (a_2b_3 - a_3b_2)c_1 + (a_3b_1 - a_1b_3)c_2 + (a_1b_2 - a_2b_1)c_3 \\ &= (\mathbf{a} \times \mathbf{b}) \cdot \mathbf{c} \quad \square \end{aligned}$$

TRIPLE PRODUCTS

The product $\mathbf{a} \cdot (\mathbf{b} \times \mathbf{c})$ that occurs in Property 5 is called the **scalar triple product** of the vectors \mathbf{a} , \mathbf{b} , and \mathbf{c} . Notice from Equation 9 that we can write the scalar triple product as a determinant:

$$\boxed{10} \quad \mathbf{a} \cdot (\mathbf{b} \times \mathbf{c}) = \begin{vmatrix} a_1 & a_2 & a_3 \\ b_1 & b_2 & b_3 \\ c_1 & c_2 & c_3 \end{vmatrix}$$

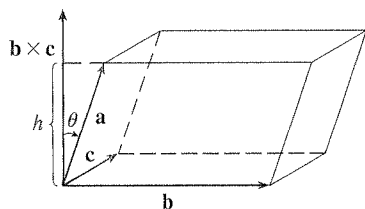


FIGURE 3

The geometric significance of the scalar triple product can be seen by considering the parallelepiped determined by the vectors \mathbf{a} , \mathbf{b} , and \mathbf{c} . (See Figure 3.) The area of the base parallelogram is $A = |\mathbf{b} \times \mathbf{c}|$. If θ is the angle between \mathbf{a} and $\mathbf{b} \times \mathbf{c}$, then the height h of the parallelepiped is $h = |\mathbf{a}| |\cos \theta|$. (We must use $|\cos \theta|$ instead of $\cos \theta$ in case $\theta > \pi/2$.) Therefore, the volume of the parallelepiped is

$$V = Ah = |\mathbf{b} \times \mathbf{c}| |\mathbf{a}| |\cos \theta| = |\mathbf{a} \cdot (\mathbf{b} \times \mathbf{c})|$$

Thus we have proved the following formula.

11 The volume of the parallelepiped determined by the vectors \mathbf{a} , \mathbf{b} , and \mathbf{c} is the magnitude of their scalar triple product:

$$V = |\mathbf{a} \cdot (\mathbf{b} \times \mathbf{c})|$$

If we use the formula in (11) and discover that the volume of the parallelepiped determined by \mathbf{a} , \mathbf{b} , and \mathbf{c} is 0, then the vectors must lie in the same plane; that is, they are **coplanar**.

EXAMPLE 5 Use the scalar triple product to show that the vectors $\mathbf{a} = \langle 1, 4, -7 \rangle$, $\mathbf{b} = \langle 2, -1, 4 \rangle$, and $\mathbf{c} = \langle 0, -9, 18 \rangle$ are coplanar.

SOLUTION We use Equation 10 to compute their scalar triple product:

$$\begin{aligned} \mathbf{a} \cdot (\mathbf{b} \times \mathbf{c}) &= \begin{vmatrix} 1 & 4 & -7 \\ 2 & -1 & 4 \\ 0 & -9 & 18 \end{vmatrix} \\ &= 1 \begin{vmatrix} -1 & 4 \\ -9 & 18 \end{vmatrix} - 4 \begin{vmatrix} 2 & 4 \\ 0 & 18 \end{vmatrix} - 7 \begin{vmatrix} 2 & -1 \\ 0 & -9 \end{vmatrix} \\ &= 1(18) - 4(36) - 7(-18) = 0 \end{aligned}$$

Therefore, by (11) the volume of the parallelepiped determined by \mathbf{a} , \mathbf{b} , and \mathbf{c} is 0. This means that \mathbf{a} , \mathbf{b} , and \mathbf{c} are coplanar.

The product $\mathbf{a} \times (\mathbf{b} \times \mathbf{c})$ that occurs in Property 6 is called the **vector triple product** of \mathbf{a} , \mathbf{b} , and \mathbf{c} . Property 6 will be used to derive Kepler's First Law of planetary motion in Section 10.9. Its proof is left as Exercise 42.

TORQUE

The idea of a cross product occurs often in physics. In particular, we consider a force \mathbf{F} acting on a rigid body at a point given by a position vector \mathbf{r} . (For instance, if we tighten a bolt by applying a force to a wrench as in Figure 4, we produce a turning effect.) The **torque** $\boldsymbol{\tau}$ (relative to the origin) is defined to be the cross product of the position and force vectors

$$\boldsymbol{\tau} = \mathbf{r} \times \mathbf{F}$$

and measures the tendency of the body to rotate about the origin. The direction of the torque vector indicates the axis of rotation. According to Theorem 6, the magnitude of the torque vector is

$$|\boldsymbol{\tau}| = |\mathbf{r} \times \mathbf{F}| = |\mathbf{r}| |\mathbf{F}| \sin \theta$$

where θ is the angle between the position and force vectors. Observe that the only component of \mathbf{F} that can cause a rotation is the one perpendicular to \mathbf{r} , that is, $|\mathbf{F}| \sin \theta$. The magnitude of the torque is equal to the area of the parallelogram determined by \mathbf{r} and \mathbf{F} .

EXAMPLE 6 A bolt is tightened by applying a 40-N force to a 0.25-m wrench as shown in Figure 5. Find the magnitude of the torque about the center of the bolt.

SOLUTION The magnitude of the torque vector is

$$\begin{aligned} |\boldsymbol{\tau}| &= |\mathbf{r} \times \mathbf{F}| = |\mathbf{r}| |\mathbf{F}| \sin 75^\circ = (0.25)(40) \sin 75^\circ \\ &= 10 \sin 75^\circ \approx 9.66 \text{ N}\cdot\text{m} \end{aligned}$$

If the bolt is right-threaded, then the torque vector itself is

$$\boldsymbol{\tau} = |\boldsymbol{\tau}| \mathbf{n} \approx 9.66 \mathbf{n}$$

where \mathbf{n} is a unit vector directed down into the page. ■

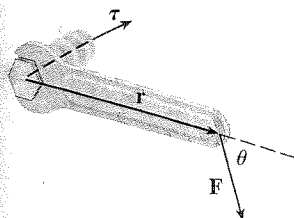


FIGURE 4

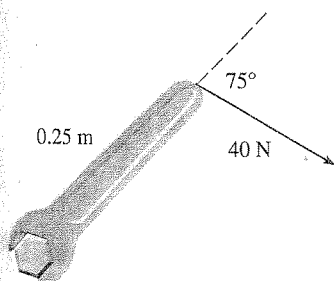


FIGURE 5

10.4 EXERCISES

1–7 ■ Find the cross product $\mathbf{a} \times \mathbf{b}$ and verify that it is orthogonal to both \mathbf{a} and \mathbf{b} .

1. $\mathbf{a} = \langle 1, 2, 0 \rangle$, $\mathbf{b} = \langle 0, 3, 1 \rangle$

2. $\mathbf{a} = \langle 5, 1, 4 \rangle$, $\mathbf{b} = \langle -1, 0, 2 \rangle$

3. $\mathbf{a} = 2\mathbf{i} + \mathbf{j} - \mathbf{k}$, $\mathbf{b} = \mathbf{j} + 2\mathbf{k}$

4. $\mathbf{a} = \mathbf{i} - \mathbf{j} + \mathbf{k}$, $\mathbf{b} = \mathbf{i} + \mathbf{j} + \mathbf{k}$

5. $\mathbf{a} = 3\mathbf{i} + 2\mathbf{j} + 4\mathbf{k}$, $\mathbf{b} = \mathbf{i} - 2\mathbf{j} - 3\mathbf{k}$

6. $\mathbf{a} = \mathbf{i} + e^t\mathbf{j} + e^{-t}\mathbf{k}$, $\mathbf{b} = 2\mathbf{i} + e^t\mathbf{j} - e^{-t}\mathbf{k}$

7. $\mathbf{a} = \langle t, t^2, t^3 \rangle$, $\mathbf{b} = \langle 1, 2t, 3t^2 \rangle$

8. If $\mathbf{a} = \mathbf{i} - 2\mathbf{k}$ and $\mathbf{b} = \mathbf{j} + \mathbf{k}$, find $\mathbf{a} \times \mathbf{b}$. Sketch \mathbf{a} , \mathbf{b} , and $\mathbf{a} \times \mathbf{b}$ as vectors starting at the origin.

9. State whether each expression is meaningful. If not, explain why. If so, state whether it is a vector or a scalar.

(a) $\mathbf{a} \cdot (\mathbf{b} \times \mathbf{c})$

(b) $\mathbf{a} \times (\mathbf{b} \cdot \mathbf{c})$

(c) $\mathbf{a} \times (\mathbf{b} \times \mathbf{c})$

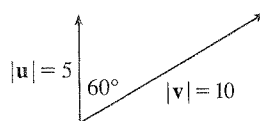
(d) $(\mathbf{a} \cdot \mathbf{b}) \times \mathbf{c}$

(e) $(\mathbf{a} \cdot \mathbf{b}) \times (\mathbf{c} \cdot \mathbf{d})$

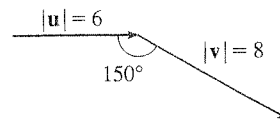
(f) $(\mathbf{a} \times \mathbf{b}) \cdot (\mathbf{c} \times \mathbf{d})$

10–11 ■ Find $|\mathbf{u} \times \mathbf{v}|$ and determine whether $\mathbf{u} \times \mathbf{v}$ is directed into the page or out of the page.

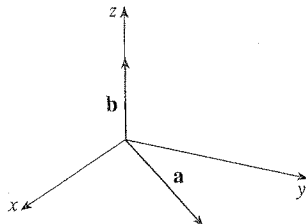
10.



11.



12. The figure shows a vector \mathbf{a} in the xy -plane and a vector \mathbf{b} in the direction of \mathbf{k} . Their lengths are $|\mathbf{a}| = 3$ and $|\mathbf{b}| = 2$.
- (a) Find $|\mathbf{a} \times \mathbf{b}|$.
- (b) Use the right-hand rule to decide whether the components of $\mathbf{a} \times \mathbf{b}$ are positive, negative, or 0.



13. If $\mathbf{a} = \langle 1, 2, 1 \rangle$ and $\mathbf{b} = \langle 0, 1, 3 \rangle$, find $\mathbf{a} \times \mathbf{b}$ and $\mathbf{b} \times \mathbf{a}$.
14. If $\mathbf{a} = \langle 3, 1, 2 \rangle$, $\mathbf{b} = \langle -1, 1, 0 \rangle$, and $\mathbf{c} = \langle 0, 0, -4 \rangle$, show that $\mathbf{a} \times (\mathbf{b} \times \mathbf{c}) \neq (\mathbf{a} \times \mathbf{b}) \times \mathbf{c}$.
15. Find two unit vectors orthogonal to both $\langle 2, 0, -3 \rangle$ and $\langle -1, 4, 2 \rangle$.
16. Find two unit vectors orthogonal to both $\mathbf{i} + \mathbf{j} + \mathbf{k}$ and $2\mathbf{i} + \mathbf{k}$.
17. Show that $\mathbf{0} \times \mathbf{a} = \mathbf{0} = \mathbf{a} \times \mathbf{0}$ for any vector \mathbf{a} in V_3 .
18. Show that $(\mathbf{a} \times \mathbf{b}) \cdot \mathbf{b} = 0$ for all vectors \mathbf{a} and \mathbf{b} in V_3 .
19. Prove Property 1 of Theorem 8.
20. Prove Property 2 of Theorem 8.
21. Prove Property 3 of Theorem 8.
22. Prove Property 4 of Theorem 8.
23. Find the area of the parallelogram with vertices $A(-2, 1)$, $B(0, 4)$, $C(4, 2)$, and $D(2, -1)$.
24. Find the area of the parallelogram with vertices $K(1, 2, 3)$, $L(1, 3, 6)$, $M(3, 8, 6)$, and $N(3, 7, 3)$.

25–28 ■ (a) Find a nonzero vector orthogonal to the plane through the points P , Q , and R , and (b) find the area of triangle PQR .

25. $P(1, 0, 0)$, $Q(0, 2, 0)$, $R(0, 0, 3)$
26. $P(2, 1, 5)$, $Q(-1, 3, 4)$, $R(3, 0, 6)$
27. $P(0, -2, 0)$, $Q(4, 1, -2)$, $R(5, 3, 1)$
28. $P(2, 0, -3)$, $Q(3, 1, 0)$, $R(5, 2, 2)$

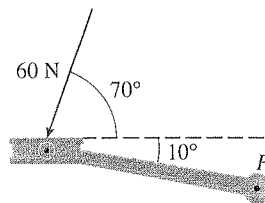
29–30 ■ Find the volume of the parallelepiped determined by the vectors \mathbf{a} , \mathbf{b} , and \mathbf{c} .

29. $\mathbf{a} = \langle 6, 3, -1 \rangle$, $\mathbf{b} = \langle 0, 1, 2 \rangle$, $\mathbf{c} = \langle 4, -2, 5 \rangle$
30. $\mathbf{a} = \mathbf{i} + \mathbf{j} - \mathbf{k}$, $\mathbf{b} = \mathbf{i} - \mathbf{j} + \mathbf{k}$, $\mathbf{c} = -\mathbf{i} + \mathbf{j} + \mathbf{k}$

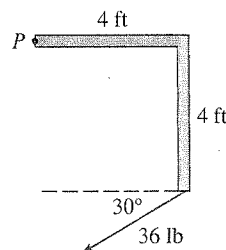
31–32 ■ Find the volume of the parallelepiped with adjacent edges PQ , PR , and PS .

31. $P(2, 0, -1)$, $Q(4, 1, 0)$, $R(3, -1, 1)$, $S(2, -2, 2)$
32. $P(3, 0, 1)$, $Q(-1, 2, 5)$, $R(5, 1, -1)$, $S(0, 4, 2)$

33. Use the scalar triple product to verify that the vectors $\mathbf{u} = \mathbf{i} + 5\mathbf{j} - 2\mathbf{k}$, $\mathbf{v} = 3\mathbf{i} - \mathbf{j}$, and $\mathbf{w} = 5\mathbf{i} + 9\mathbf{j} - 4\mathbf{k}$ are coplanar.
34. Use the scalar triple product to determine whether the points $A(1, 3, 2)$, $B(3, -1, 6)$, $C(5, 2, 0)$, and $D(3, 6, -4)$ lie in the same plane.
35. A bicycle pedal is pushed by a foot with a 60-N force as shown. The shaft of the pedal is 18 cm long. Find the magnitude of the torque about P .



36. Find the magnitude of the torque about P if a 36-lb force is applied as shown.



37. A wrench 30 cm long lies along the positive y -axis and grips a bolt at the origin. A force is applied in the direction $\langle 0, 3, -4 \rangle$ at the end of the wrench. Find the magnitude of the force needed to supply 100 N·m of torque to the bolt.
38. Let $\mathbf{v} = 5\mathbf{j}$ and let \mathbf{u} be a vector with length 3 that starts at the origin and rotates in the xy -plane. Find the maximum and minimum values of the length of the vector $\mathbf{u} \times \mathbf{v}$. In what direction does $\mathbf{u} \times \mathbf{v}$ point?

39. (a) Let P be a point not on the line L that passes through the points Q and R . Show that the distance d from the point P to the line L is

$$d = \frac{|\mathbf{a} \times \mathbf{b}|}{|\mathbf{a}|}$$

where $\mathbf{a} = \vec{QR}$ and $\mathbf{b} = \vec{QP}$.

(b) Use the formula in part (a) to find the distance from the point $P(1, 1, 1)$ to the line through $Q(0, 6, 8)$ and $R(-1, 4, 7)$.

40. (a) Let P be a point not on the plane that passes through the points $Q, R,$ and S . Show that the distance d from P to the plane is

$$d = \frac{|(\mathbf{a} \times \mathbf{b}) \cdot \mathbf{c}|}{|\mathbf{a} \times \mathbf{b}|}$$

where $\mathbf{a} = \overrightarrow{QR}$, $\mathbf{b} = \overrightarrow{QS}$, and $\mathbf{c} = \overrightarrow{QP}$.

(b) Use the formula in part (a) to find the distance from the point $P(2, 1, 4)$ to the plane through the points $Q(1, 0, 0)$, $R(0, 2, 0)$, and $S(0, 0, 3)$.

41. Prove that $(\mathbf{a} - \mathbf{b}) \times (\mathbf{a} + \mathbf{b}) = 2(\mathbf{a} \times \mathbf{b})$.

42. Prove Property 6 of Theorem 8, that is,

$$\mathbf{a} \times (\mathbf{b} \times \mathbf{c}) = (\mathbf{a} \cdot \mathbf{c})\mathbf{b} - (\mathbf{a} \cdot \mathbf{b})\mathbf{c}$$

43. Use Exercise 42 to prove that

$$\mathbf{a} \times (\mathbf{b} \times \mathbf{c}) + \mathbf{b} \times (\mathbf{c} \times \mathbf{a}) + \mathbf{c} \times (\mathbf{a} \times \mathbf{b}) = \mathbf{0}$$

44. Prove that

$$(\mathbf{a} \times \mathbf{b}) \cdot (\mathbf{c} \times \mathbf{d}) = \begin{vmatrix} \mathbf{a} \cdot \mathbf{c} & \mathbf{b} \cdot \mathbf{c} \\ \mathbf{a} \cdot \mathbf{d} & \mathbf{b} \cdot \mathbf{d} \end{vmatrix}$$

45. Suppose that $\mathbf{a} \neq \mathbf{0}$.

- (a) If $\mathbf{a} \cdot \mathbf{b} = \mathbf{a} \cdot \mathbf{c}$, does it follow that $\mathbf{b} = \mathbf{c}$?
 (b) If $\mathbf{a} \times \mathbf{b} = \mathbf{a} \times \mathbf{c}$, does it follow that $\mathbf{b} = \mathbf{c}$?
 (c) If $\mathbf{a} \cdot \mathbf{b} = \mathbf{a} \cdot \mathbf{c}$ and $\mathbf{a} \times \mathbf{b} = \mathbf{a} \times \mathbf{c}$, does it follow that $\mathbf{b} = \mathbf{c}$?

46. If $\mathbf{v}_1, \mathbf{v}_2,$ and \mathbf{v}_3 are noncoplanar vectors, let

$$\mathbf{k}_1 = \frac{\mathbf{v}_2 \times \mathbf{v}_3}{\mathbf{v}_1 \cdot (\mathbf{v}_2 \times \mathbf{v}_3)}$$

$$\mathbf{k}_2 = \frac{\mathbf{v}_3 \times \mathbf{v}_1}{\mathbf{v}_1 \cdot (\mathbf{v}_2 \times \mathbf{v}_3)}$$

$$\mathbf{k}_3 = \frac{\mathbf{v}_1 \times \mathbf{v}_2}{\mathbf{v}_1 \cdot (\mathbf{v}_2 \times \mathbf{v}_3)}$$

(These vectors occur in the study of crystallography. Vectors of the form $n_1\mathbf{v}_1 + n_2\mathbf{v}_2 + n_3\mathbf{v}_3$, where each n_i is an integer, form a *lattice* for a crystal. Vectors written similarly in terms of $\mathbf{k}_1, \mathbf{k}_2,$ and \mathbf{k}_3 form the *reciprocal lattice*.)

(a) Show that \mathbf{k}_i is perpendicular to \mathbf{v}_j if $i \neq j$.

(b) Show that $\mathbf{k}_i \cdot \mathbf{v}_i = 1$ for $i = 1, 2, 3$.

(c) Show that $\mathbf{k}_1 \cdot (\mathbf{k}_2 \times \mathbf{k}_3) = \frac{1}{\mathbf{v}_1 \cdot (\mathbf{v}_2 \times \mathbf{v}_3)}$.

10.5 EQUATIONS OF LINES AND PLANES

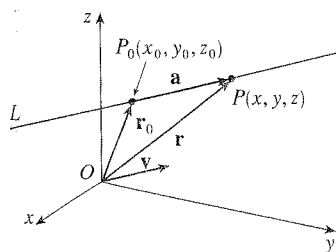


FIGURE 1

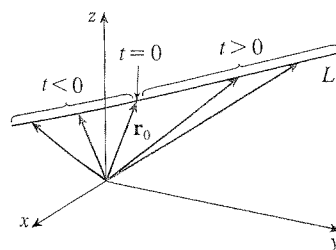


FIGURE 2

A line in the xy -plane is determined when a point on the line and the direction of the line (its slope or angle of inclination) are given. The equation of the line can then be written using the point-slope form.

Likewise, a line L in three-dimensional space is determined when we know a point $P_0(x_0, y_0, z_0)$ on L and the direction of L . In three dimensions the direction of a line is conveniently described by a vector, so we let \mathbf{v} be a vector parallel to L . Let $P(x, y, z)$ be an arbitrary point on L and let \mathbf{r}_0 and \mathbf{r} be the position vectors of P_0 and P (that is, they have representations $\overrightarrow{OP_0}$ and \overrightarrow{OP}). If \mathbf{a} is the vector with representation $\overrightarrow{P_0P}$, as in Figure 1, then the Triangle Law for vector addition gives $\mathbf{r} = \mathbf{r}_0 + \mathbf{a}$. But, since \mathbf{a} and \mathbf{v} are parallel vectors, there is a scalar t such that $\mathbf{a} = t\mathbf{v}$. Thus

$$\mathbf{r} = \mathbf{r}_0 + t\mathbf{v}$$

which is a **vector equation** of L . Each value of the **parameter** t gives the position vector \mathbf{r} of a point on L . In other words, as t varies, the line is traced out by the tip of the vector \mathbf{r} . As Figure 2 indicates, positive values of t correspond to points on L that lie on one side of P_0 , whereas negative values of t correspond to points that lie on the other side of P_0 .

If the vector \mathbf{v} that gives the direction of the line L is written in component form as $\mathbf{v} = \langle a, b, c \rangle$, then we have $t\mathbf{v} = \langle ta, tb, tc \rangle$. We can also write $\mathbf{r} = \langle x, y, z \rangle$ and